



HOWDENS JOINERY CO.

MAKING SPACE MORE VALUABLE

The Appliance, Sink & Tap Collection



Lamona Chrome Victorian Bridge Tap



Lamona Slimline Fully Integrated Dishwasher



Lamona Front Touch Control Induction Hob

About Us

Howdens Joinery offers a range of integrated appliances, sinks and taps designed to meet the needs of the modern home and complement our range of kitchens.

We are a trade only business that has been selling to trade professionals since 1995. Given the complexity of the modern kitchen we strongly recommend that our appliances, sinks and taps are installed by appropriately qualified professionals.

- You have the reassurance that last year we supplied over 650,000 appliances and over 550,000 sinks and taps to UK homes.
- There are over 570 Howdens depots nationwide so it is likely we are local to you. And because we are local, your builder can collect exactly what he needs when he needs it to install your dream kitchen.
- Our CAD design experts will consult with you and your builder so that they can plan your kitchen, choosing the model and position of your appliances, sink and taps to suit your specific needs.

We sell a range of Lamona and Bosch products in all categories. Lamona is our own brand of appliances, sinks and taps. Lamona has been specially developed to complement your Howdens kitchen, offering you quality and reliability as well as good design.

We do not endorse trade professionals directly, but to help you find one, talk to your local Howdens Joinery depot or visit www.howdens.com

Lamona branded appliances, sinks and taps are exclusive to Howdens Joinery. For detailed product specifications please refer to www.lamona.co.uk

Contents

Introduction to Lamona	02	Bosch	
Introduction to Bosch	03	Tower Refrigeration	46
Lamona Cookbook	04	Built-Under Refrigeration	47
The Complete Appliance Collection	05	Dishwasher Guide	48
Oven Guide	06	Lamona	50
Lamona		Bosch	51
Electric Ovens	08	Laundry Guide	52
Microwave Ovens	13	Washing Machines	54
Warming Drawer	13	Washer Dryer	55
Leisure		Lamona	
Range Cookers	14	Tumble Dryer	55
Bosch		Bosch	
Electric Ovens	16	Washing Machine	56
Microwave Oven	17	Washer Dryer	56
Hob Guide	18	Freestanding Appliances	57
Lamona		Microwave Ovens	58
Induction Hob	20	Refrigeration	59
Ceramic Hobs	20	Dishwashers	60
Electric Hobs	21	Laundry	61
Gas Hobs	22	Sink Guide	62
Bosch		Lamona	
Ceramic Hob	24	Stainless Steel	63
Electric Hob	24	Ceramic	68
Gas Hobs	25	Composite	69
Extractor Guide	26	Waste Disposal	71
Lamona		Plumbing Kits	71
Chimney Extractors	28	Waste Kits	71
Canopy Extractor	33	Tap Guide	72
Integrated Extractors	33	Lamona	
Conventional Extractors	34	Single Lever Taps	73
Bosch		Monobloc Taps	73
Chimney Extractor	35	Bridge Tap	75
Filters and Ducting Kits	35	Deck Mixer Taps	75
Splashbacks	36	Pillar Taps	76
Cooking Accessories	37	Tap Accessories	76
Refrigeration Guide	38	Howdens Appliance Service	77
Lamona		Comparison Guides	78
Built-Under Refrigeration	40	Sink and Tap Matrix	90
Tower Refrigeration	42	Quick Reference Guides	98
Drinks Coolers	46	The Kitchen Collection	107

LAMONA



Lamona Single Conventional Oven



Lamona Gas Hob



Lamona Stainless Steel Standard Chimney Extractor



Lamona Fully Integrated Dishwasher

Choose from a wide selection of high quality integrated and freestanding cooking, dishwashing, laundry and refrigeration products.

All gas and electrical installations must be carried out by qualified experts, and according to current building regulations and the instructions supplied.

All appliances are manufactured to the highest standards and supplied with a 1 or 2 year manufacturer's guarantee from the date of invoice.

The Lamona range of appliances, sinks and taps is exclusive to Howdens Joinery and has been selected to perfectly complement our range of kitchens.

Lamona appliances are designed to look great and fit perfectly within your kitchen. They are manufactured to the highest standards to ensure they are durable and reliable, use less energy and water and run quietly, whilst providing excellent value for money.

All Lamona appliances and a selection of unbranded appliances come with a 2 year manufacturer's guarantee from date of purchase and what we believe is the best after sales service in the UK. All Lamona ovens also come with a 5 year guarantee on door glass.

Lamona branded appliances are available from stock in over 570 local depots to your trade professional.





Bosch Double Fan Oven



Bosch Standard Chimney Extractor



Bosch Front Touch Control Ceramic Hob



Bosch Fully Integrated Dishwasher

Howdens also sells a carefully selected range of Bosch appliances. The Bosch name has always meant a guarantee of both quality and reliability, and a commitment to ensuring uncompromising performance and great design is built into every single appliance it produces.

Bosch also prides itself on innovation. New ways are constantly being developed to reduce energy and water usage while maintaining product performance and efficiency, helping to conserve the planet as well as saving money in lower running costs.

Our Bosch products come with a 2 year guarantee. Register the 2 year guarantee on your product by visiting the Bosch website.

Bosch appliances are available from stock in over 570 local depots to your trade professional.



30 Minute Indian Meals Made Simple

Receive a Lamona Cookbook when you have a free kitchen CAD design plan.

Howdens has teamed up with food writer, Sunil Vijayakar for this Lamona Cookbook, "30 minute Indian meals made simple", which features 47 delicious Indian recipes that can all be cooked in 30 minutes.

Sunil shares with us some of his best culinary secrets - demonstrating some of the finest cultural flavours and ideas, all created using Lamona appliances, exclusive to Howdens. Over the past 15 years, Sunil has regularly contributed to magazines and this is just one of over 40 books that he has written, including "Fresh Indian" and "200 Curries".



Indian food has had a huge influence on cooking and eating habits in the UK – and on the design of our kitchens and the equipment we use in them. Indian cuisine draws on a wide array of ingredients, inspiring Howdens kitchen designers to create a wealth of clever storage ideas.

Since Howdens started in 1995, curry has become part of our culture too. Although our business is a national one, it runs very much on a local level, where decisions are made in each of our depots, so getting Howdens people together to discuss issues of the day over a curry has become a regular and important way of sharing thoughts. This tradition has become such a part of Howdens life that every year we give an award to the 'Best Indian Restaurant in the UK', and because of our great love of curry, it seemed highly appropriate that the theme of this cookbook should be Indian food.

The Lamona cookbook is available from your local depot when you have a free kitchen design plan. For more information, visit www.howdens.com/advice-inspiration/lamona-cookbook

LAMONA
Exclusive to Howdens Joinery Co.

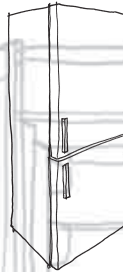
www.lamona.co.uk

The Complete Appliance Collection

The Lamona range of appliances, sinks and taps is exclusive to Howdens Joinery and has been selected to perfectly complement our range of kitchens.




Pg 72
Taps



Pg 38
Refrigeration



Pg 26
Extractors



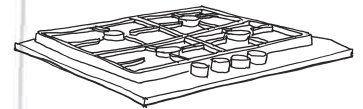
Pg 06
Ovens



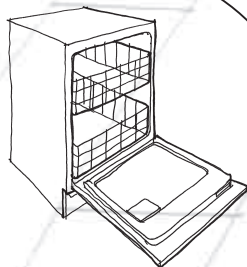
Pg 62
Sinks



Pg 52
Laundry



Pg 18
Hobs



Pg 48
Dishwashers



Oven Guide

Choose from a range of single and double integrated ovens, which includes conventional to multi-function products, as well as microwave ovens, range cookers and a warming drawer. Our selection of ovens will look the part in any kitchen.

Conventional Cooking



Uses heat from elements located in the top and bottom of the oven.

True Fan Cooking



The heating element is located around the fan for better heat circulation.

Cooking with Upper Heating Element



The upper heating element is used independently to give concentrated top heat. It is advisable to use this facility for no more than 15 minutes, towards the end of cooking.

Fan Grilling



The grill element browns food and seals in the juices, while the fan circulates heat evenly. As it needs lower temperatures, it is more economical.

Rapid Heat



Significantly reduces pre-heating times by rapidly heating the oven to the required temperature. Once the temperature is reached, the oven can be turned to the desired function for cooking.

Fan Assisted Cooking



Circulates the heat generated by upper and lower heating elements.

Cooking with Lower Heating Element



The lower heating element is used independently to give concentrated lower heat, helping ensure food is cooked right through.

Grilling



Choices include variable (adjustable power level) or fixed (adjustable shelf position), and on some products the option to use half the grill for small meals (dual zone).

Combination Cooking



By combining both the microwave and oven elements of the appliance, food can be cooked quickly whilst still browning and retaining the taste.

Defrosting



Using the fan without heat circulates air around frozen food. It is more hygienic than leaving frozen food out to defrost over a long period of time.

Pyrolytic Cleaning



This setting heats the oven to 500°C which will burn dirt and grease into ash. This can then be simply wiped clean which is easier and more economical than cleaning by hand.

Telescopic Runners



Telescopic shelf rails are fitted with bearings for smooth and stable running. Food can be accessed without removal from the oven.

Touch Control



Allows for precise control of the oven as well as having an easy to clean surface.

Flame Failure Device



Part of the gas burner system that detects if the flame is extinguished and cuts off the gas supply.



Products marked with this logo are designed to meet the requirements of Inclusive Kitchens.

Automatic Ignition



The burner is automatically ignited at the turn of a knob.

Amperage Required



Supply needed.

Child Lock



This safety feature prevents the oven from being switched on accidentally.

Oven Net Usable Capacity



Minimum oven capacity in litres.

Microwave Ovens

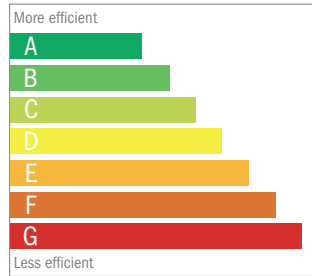


Microwave wattage.



Grill wattage.

Energy Performance



All energy ratings are shown within the individual product information.

Energy Efficiency



Energy rating.



All Lamona appliances come with a 2 year manufacturer's guarantee from date of purchase. All Lamona ovens also include a 5 year guarantee on door glass.

Bring ovens to life on the Howdens website. You can learn more about these products through our collection of movies at www.howdens.com/advice-inspiration/movies



NEW

Lamona Touch Control Pyrolytic Oven
Stainless Steel

LAM3700

Features

- Cooking functions: top and bottom heat, fan cooking, bottom heat only, variable grill, fan grilling and defrost function
- Cooling fan
- LED programmable clock/timer
- Interior light
- Removable inner door glass
- 2 year guarantee
- 5 year guarantee on door glass

Conventional cooking	True fan cooking	Cooking with lower heating element
Variable single zone grill	Fan grilling	Rapid heat
Defrosting	Pyrolytic cleaning	Telescopic runners
Touch control	72 ltrs Min. oven capacity in litres	Energy rating
13 AMP Supply needed		



Lamona Single Multi-Function Oven
Stainless Steel

LAM3600

Features

- Cooking functions: top and bottom heat, top and bottom heat with fan, fan cooking, bottom heat only, variable grill, fan grilling and defrost function
- Cooling fan
- LED programmable clock/timer
- Interior light
- Removable inner door glass
- 2 year guarantee
- 5 year guarantee on door glass

Conventional cooking	Fan assisted cooking	True fan cooking
Cooking with lower heating element	Variable single zone grill	Fan grilling
Rapid heat	Defrosting	Telescopic runners
65 ltrs Min. oven capacity in litres	Energy rating	13 AMP Supply needed



NEW Lamona Touch Control Pyrolytic Oven with NEW Lamona Touch Control Combination Microwave and NEW Lamona Warming Drawer



Lamona Side Opening Single Fan Oven



Lamona Single Fan Oven

Stainless Steel

LMS3400*

Features

- Cooking functions: fan cooking, variable grill, fan grilling and defrost function
- Cooling fan
- LED programmable clock/timer
- Interior light
- Removable inner door glass
- 2 year guarantee
- 5 year guarantee on door glass



True fan cooking



Variable single zone grill



Fan grilling



Defrosting



Min. oven capacity in litres



Energy rating



Supply needed



Lamona Side Opening Single Fan Oven

L/H Stainless Steel

LAM3501

R/H Stainless Steel

LAM3502

Features

- Cooking functions: fan cooking, variable grill, fan grilling and defrost function
- Cooling fan
- LED programmable clock/timer
- Interior light
- Removable inner door glass
- 2 year guarantee
- 5 year guarantee on door glass



True fan cooking



Variable single zone grill



Fan grilling



Defrosting



Telescopic runners



Min. oven capacity in litres



Energy rating



Supply needed



Lamona White Single Fan Oven

White

LAM3402

Features

- Cooking functions: fan cooking, variable grill, fan grilling and defrost function
- Cooling fan
- LED programmable clock/timer
- Interior light
- Removable inner door glass
- 2 year guarantee
- 5 year guarantee on door glass



True fan cooking



Variable single zone grill



Fan grilling



Defrosting



Min. oven capacity in litres



Energy rating



Supply needed

*Illustration only. Model and specification may vary subject to availability.



Lamona Black Single Fan Oven

Black

LAM3403

Features

- Cooking functions: fan cooking, variable grill, fan grilling and defrost function
- Cooling fan
- LED programmable clock/timer
- Interior light
- Removable inner door glass
- 2 year guarantee
- 5 year guarantee on door glass



True fan cooking



Variable single zone grill



Fan grilling



Defrosting



Min. oven capacity in litres



Energy rating



Supply needed



Lamona Single Fan Assisted Oven

Stainless Steel

LAM3301

Features

- Cooking functions: fan assisted cooking, top and bottom heat, bottom heat only, fan grilling and variable grill
- Cooling fan
- Interior light
- Removable inner door glass
- 2 year guarantee
- 5 year guarantee on door glass



Conventional cooking



Fan assisted cooking



Cooking with lower heating element



Variable single zone grill



Fan grilling



Rapid heat



Min. oven capacity in litres



Energy rating



Supply needed



Lamona Single Conventional Oven

Stainless Steel

LMS3200*

Features

- Cooking functions: top and bottom heat, bottom heat only and variable grill
- Cooling fan
- Interior light
- Removable inner door glass
- 2 year guarantee
- 5 year guarantee on door glass



Conventional cooking



Cooking with lower heating element



Variable single zone grill



Min. oven capacity in litres



Energy rating



Supply needed



Lamona White Single Conventional Oven

White

LAM3205

Features

- Cooking functions: top and bottom heat, bottom heat only and variable grill
- Cooling fan
- Interior light
- Removable inner door glass
- 2 year guarantee
- 5 year guarantee on door glass



Conventional cooking



Cooking with lower heating element



Variable dual zone grill

65 ltrs

Min. oven capacity in litres

A

Energy rating

13 AMP

Supply needed



Lamona Black Single Conventional Oven

Black

LAM3206

Features

- Cooking functions: top and bottom heat, bottom heat only and variable grill
- Cooling fan
- Interior light
- Removable inner door glass
- 2 year guarantee
- 5 year guarantee on door glass



Conventional cooking



Cooking with lower heating element



Variable dual zone grill

65 ltrs

Min. oven capacity in litres

A

Energy rating

13 AMP

Supply needed



Lamona White Single Conventional Oven



Lamona Black Single Conventional Oven

*Illustration only. Model and specification may vary subject to availability.

Single Electric Compact Oven

LAMONA



Lamona Single Conventional Compact Oven
Stainless Steel LAM3100

Not compatible with 28mm worktop when fitted underneath a hob

Features

- Cooking functions: top and bottom heat, bottom heat only and variable grill
- Cooling fan
- Interior light
- Removable inner door glass
- 2 year guarantee
- 5 year guarantee on door glass



Conventional cooking



Cooking with lower heating element



Variable dual zone grill



45 Itrs
Min. oven capacity in litres



Energy rating



13 AMP
Supply needed

Double Tower Electric Oven



Lamona Double Fan Oven
Stainless Steel LAM4601

Features

- LED programmable clock/timer
- Removable inner door glass
- 2 year guarantee
- 5 year guarantee on door glass

Top oven

- Cooking functions: top and bottom heat, bottom heat only and variable grill

Main oven

- Cooking functions: fan cooking and defrost function
- Cooling fan
- Interior light

Top Oven



Conventional cooking



Cooking with lower heating element



Variable dual zone grill



35 Itrs
Min. oven capacity in litres



Energy rating

Main Oven



True fan cooking



Defrosting



65 Itrs
Min. oven capacity in litres



Energy rating

Feature



20 AMP
Supply needed

Built-Under Double Electric Oven



Lamona Built-Under Double Fan Oven
Stainless Steel LMS4400*

Not compatible with LAM1763 Lamona Induction Front Touch Control Hob

Features

- LED programmable clock/timer
- Removable inner door glass
- 2 year guarantee
- 5 year guarantee on door glass

Top oven

- Cooking functions: top and bottom heat, bottom heat only and variable grill

Main oven

- Cooking functions: fan cooking and defrost function
- Cooling fan
- Interior light

Top Oven



Conventional cooking



Cooking with lower heating element



Variable dual zone grill



35 Itrs
Min. oven capacity in litres



Energy rating

Main Oven



True fan cooking



Defrosting



45 Itrs
Min. oven capacity in litres



Energy rating



20 AMP
Supply needed

Feature



20 AMP
Supply needed

Microwave Ovens





NEW

Lamona Touch Control Combination Microwave
Stainless Steel & Black LAM7000

Features

- Microwave and Oven functions: fan cooking, conventional cooking, bottom heat only, variable grilling, fan grilling and defrost function
- 9 automatic combination programmes
- 10 microwave power levels up to 1000W
- Variable grill up to 1900W
- Fast heat
- Cooling fan
- LED programmable clock/timer
- 2 year guarantee





 Conventional cooking	 True fan cooking	 Variable single zone grill
 Fan Grilling	 Combination cooking	 Rapid heat
 Defrosting	 Touch control	 43 ltrs Min. oven capacity in litres
 Child lock	 1000 W Microwave wattage	 1900 W Grill wattage
 13 AMP Supply needed		



Lamona Wall Unit Microwave
Stainless Steel & Black HJA7030

Features

- Microwave functions: 1-touch cooking and defrost
- 4 power levels up to 750W
- LED programmable clock/timer
- Left hand opening
- 2 year guarantee







 Defrosting	 22 ltrs Min. oven capacity in litres	 750 W Microwave wattage
 13 AMP Supply needed		



Integrated Microwave & Grill
Stainless Steel HJA7050

Features

- Microwave functions: 1-touch cooking, defrost and microwave grilling
- 8 automatic cooking menus
- 5 power levels up to 900W
- Grill power level 1100W
- Shelf for two tier cooking
- LED programmable clock/timer
- 2 year guarantee subject to registration

 Defrosting	 25 ltrs Min. oven capacity in litres	 Child lock
 900 W Microwave wattage	 1100 W Grill wattage	 13 AMP Supply needed

Warming Drawer



NEW

Lamona Warming Drawer
Stainless Steel & Black LAM9000

Features

- Push open drawer
- Removable non-slip mat
- Plate warming
- Dough proving
- Defrosting
- 6 place setting capacity
- Temperature up to 80°C
- 2 year guarantee

 Defrosting	 5 AMP Supply needed wattage
---	---

*Illustration only. Model and specification may vary subject to availability.



Leisure Stainless Steel Range Cooker

Stainless Steel 90cm

HAP5000

Features

- Dual fuel
- LED programmable clock/timer
- 5 burners: 1 rapid wok, 1 rapid, 2 semi-rapid, 1 simmer
- Cast iron pan supports
- Cooling fan
- LPG convertible
- 1 year guarantee subject to registration

Right oven

- Cooking functions: fan cooking and defrost function
- Interior light

Top left oven

- Cooking functions: top and bottom heat and variable grill
- Self cleaning side liners (catalytic)
- Interior light

Bottom left oven

- Cooking functions: top and bottom heat, top and bottom heat with fan, fan cooking, bottom heat with fan, top heat with fan, variable grill and defrost function
- Self cleaning side liners (catalytic)
- Interior light



Leisure Stainless Steel Range Cooker

Hob

2.0	3.6	2.9
2.0		1.0

kW



Automatic ignition



Flame failure device

Right Oven



True fan cooking



Defrosting

66
ltrs

Min. oven capacity in litres

A

Energy rating

Top Left Oven



Conventional cooking



Variable single zone grill



Telescopic runners

26
ltrs

Min. oven capacity in litres

B

Energy rating

Bottom Left Oven



Conventional cooking



Fan assisted cooking



True fan cooking



Cooking with lower heating element



Cooking with upper heating element



Variable single zone grill



Defrosting



Telescopic runners

45
ltrs

Min. oven capacity in litres

A

Energy rating

Feature

32
AMP

Supply needed



Leisure Black Range Cooker

Black 90cm

HAP5001

Features

- Dual fuel
- LED programmable clock/timer
- 5 burners: 1 rapid wok, 1 rapid, 2 semi-rapid, 1 simmer
- Cast iron pan supports
- Cooling fan
- LPG convertible
- 1 year guarantee subject to registration

Right oven

- Cooking functions: fan cooking and defrost function
- Interior light

Top left oven

- Cooking functions: top and bottom heat and variable grill
- Self cleaning side liners (catalytic)
- Interior light

Bottom left oven

- Cooking functions: top and bottom heat, top and bottom heat with fan, fan cooking, bottom heat with fan, top heat with fan, variable grill and defrost function
- Self cleaning side liners (catalytic)
- Interior light

Hob

2.0	3.6	2.9
2.0		1.0

KW



Automatic ignition



Flame failure device

Right Oven



True fan cooking



Defrosting

66 ltrs

Min. oven capacity in litres

A

Energy rating

Top Left Oven



Conventional cooking



Variable single zone grill



Telescopic runners

26 ltrs

Min. oven capacity in litres

B

Energy rating

Bottom Left Oven



Conventional cooking



Fan assisted cooking



True fan cooking



Cooking with lower heating element



Cooking with upper heating element



Variable single zone grill



Defrosting



Telescopic runners

45 ltrs

Min. oven capacity in litres

A

Energy rating

Feature

32 AMP

Supply needed



Leisure Black Range Cooker



Bosch Single Fan Oven
Stainless Steel HAP3331

- Features
- Cooking functions: fan cooking, variable grill, fan grilling and defrost function
 - Cooling fan
 - LED programmable clock/timer (touch control)
 - Self cleaning roof and back panels (catalytic)
 - Interior light
 - Removable inner door glass
 - 2 year guarantee subject to registration with Bosch

True fan cooking	Variable single zone grill	Fan grilling
Defrosting	67 ltrs Oven capacity*	Child lock
Energy rating	16 AMP Supply needed	



Bosch Standard Single Fan Oven
Stainless Steel HAP3300

- Features
- Cooking functions: fan cooking, variable grill, fan grilling and defrost function
 - Cooling fan
 - LED programmable clock/timer
 - Interior light
 - 2 year guarantee subject to registration with Bosch

True fan cooking	Variable single zone grill	Fan grilling
Defrosting	67 ltrs Oven capacity*	Child lock
Energy rating	13 AMP Supply needed	

Double Tower Electric Oven



Bosch Double Fan Oven
Stainless Steel HAP4330

- Features
- LED programmable clock/timer (touch control)
 - Removable inner door glass
 - 2 year guarantee subject to registration with Bosch

- Top oven
- Cooking functions: top and bottom heat and variable grill
 - Self cleaning roof and back panels (catalytic)
 - Interior light

- Main oven
- Cooking functions: fan cooking and defrost function
 - Cooling fan
 - Self cleaning back panels (catalytic)
 - Interior light

Top Oven		
Conventional cooking	Variable single zone grill	35 ltrs Oven capacity*
Energy rating		
Main Oven		
True fan cooking	Defrosting	71 ltrs Oven capacity*
Child lock	Energy rating	
Feature		
20 AMP Supply needed		



Bosch Built-Under Double Fan Oven
Stainless Steel HAP4500

Not compatible with LAM1763 Lamona Front Touch Control Induction Hob

- Features**
- LED programmable clock/timer (touch control)
 - Removable inner door glass
 - 2 year guarantee subject to registration with Bosch

- Top oven**
- Cooking functions: top and bottom heat and variable grill
 - Self cleaning roof and back panels (catalytic)
 - Interior light

- Main oven**
- Cooking functions: fan cooking and defrost function
 - Cooling fan
 - Self cleaning back panels (catalytic)
 - Interior light

Top Oven

- Conventional cooking
- Variable single zone grill
- 35 ltrs**
Oven capacity*
- A**
Energy rating

Main Oven

- True fan cooking
- Defrosting
- 56 ltrs**
Oven capacity*
- Child lock
- A**
Energy rating

Feature

- 20 AMP**
Supply needed

Microwave Oven



Bosch Integrated Combination Microwave
Stainless Steel HAP7010

- Features**
- Microwave and oven functions: fan cooking, variable grill and fan grilling
 - 11 automatic combination programmes
 - 5 microwave power levels up to 1000W
 - 3 grill power levels up to 2000W
 - 4 automatic defrost programmes
 - Fast heat
 - Cooling fan
 - LED programmable clock/timer (touch control)
 - 2 year guarantee subject to registration with Bosch

- True fan cooking
- Variable dual zone grill
- Fan grilling
- Defrosting
- 36 ltrs**
Oven capacity*
- Child lock
- 1000 W**
Microwave wattage
- 2000 W**
Grill wattage
- 15 AMP**
Supply needed



Bosch Standard Single Fan Ovens



Bosch Built-Under Double Fan Oven

*Oven capacity to EN50304.

Hob Guide

Our selection of hobs are available in 30cm, 60cm and 70cm widths, and feature traditional gas, induction, ceramic and solid hot plate. All our hobs are easy to clean and designed with safety in mind.



Lamona Front Touch Control Ceramic Domino Hobs



Lamona Professional Gas Hob

Touch Control



Allows for precise control of the hob as well as having an easy to clean surface.

Automatic Ignition



The burner is automatically ignited at the turn of a knob.

Booster



This facility enables water to be brought to the boil quickly and efficiently. The selected cooking zone heats to maximum power for a period of time before automatically dropping to a lower power setting.

Flame Failure Device




Part of the gas burner system that detects if the flame is extinguished and cuts off the gas supply.

Timer



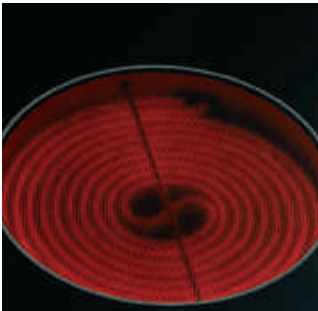
The cooking zone automatically switches off once the cooking time has come to an end.

Residual Heat Indicator



Warns that hobs are hot even after turning off.

Hi-lite Cooking Element




Heats up in less than five seconds.

Flush Fitting Design



Hob reaches only 5mm above the worktop for attractive lines.

Power Rating



The minimum power consumption of each burner/plate in kilowatts (kW).

Child Lock



This safety feature prevents the hob from being switched on accidentally.

Amperage Required



Supply needed.



Products marked with this logo are designed to meet the requirements of Inclusive Kitchens.



All Lamona appliances come with a 2 year manufacturer's guarantee from date of purchase.

Bring hobs to life on the Howdens website. You can learn more about these products through our collection of movies at www.howdens.com/advice-inspiration/movies

Induction Hob

Induction hobs work through magnetism, heating only the diameter of the saucepan base, and are therefore more energy efficient than ceramic, electric and gas hobs.



Lamona Front Touch Control Induction Hob

Ceramic LAM1763

Not compatible with LMS4400 Lamona Built-Under Double Fan Oven and HAP4500 Bosch Built-Under Double Fan Oven

Features

- Frameless hob
- Front touch controls
- 4 induction zones
- 2 year guarantee



Touch control



Booster



Timer



Residual heat indicator



Flush fitting design



Min. kW



Child lock



32 AMP
Supply needed



Please note this hob requires suitably sized cookware with a magnetic base.

(As the induction hob creates a magnetic field around its vicinity, it is not suitable for people who have a pacemaker or insulin pump in their bodies.)

Ceramic Hobs

Using hidden elements, heat transfers through super-tough glass to the pan.



Lamona Front Touch Control Ceramic Hob

Ceramic LAM1741

Features

- Frameless hob
- Front touch controls
- 4 hi-lite cooking zones
- 2 year guarantee



Touch control



Timer



Residual heat indicator



Hi-lite cooking



Flush fitting design



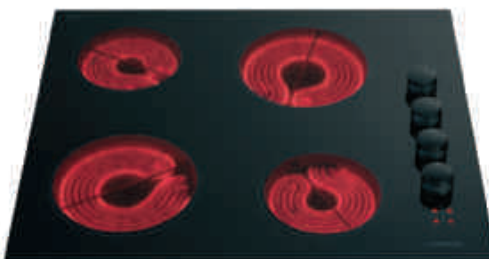
Min. kW



Child lock



32 AMP
Supply needed



Lamona Side Control Black Ceramic Hob

Black with Black or Silver Knobs LMS1700*

Features

- Frameless hob
- 4 hi-lite zones
- 2 year guarantee



Residual heat indicator



Hi-lite cooking



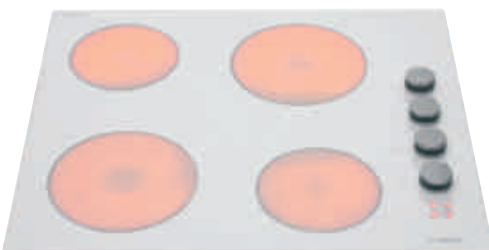
Flush fitting design



Min. kW



25 AMP
Supply needed



Lamona Side Control White Ceramic Hob

White with Silver Knobs LAM1702

White with White Knobs LAM1711

Features

- Frameless hob
- 4 hi-lite zones
- 2 year guarantee



Residual heat indicator



Hi-lite cooking



Flush fitting design



Min. kW



25 AMP
Supply needed



Lamona Front Touch Control Ceramic Domino Hob
Ceramic LAM1742

Not compatible with 28mm worktop and LAM3100 Lamona Single Conventional Compact Oven

- Features
- Frameless hob
 - Front touch controls
 - 2 hi-lite cooking zones
 - 2 year guarantee



Touch control



Booster



Residual heat indicator



Hi-lite cooking



Flush fitting design



Min. kW



Child lock



Supply needed



Electric Hobs

Using electricity as fuel, the burner/solid hot plate transfers heat to the pan.



Lamona Electric Hob
Stainless Steel LAM1211

- Features
- 3 rapid hot plates
 - 1 standard hot plate
 - 2 year guarantee



Min. kW



Supply needed



Lamona Enamel Electric Hob
White LAM1210

- Features
- 3 rapid hot plates
 - 1 standard hot plate
 - 2 year guarantee



Min. kW



Supply needed



Lamona Enamel Electric Hob
Black LAM1213

- Features
- 3 rapid hot plates
 - 1 standard hot plate
 - 2 year guarantee



Min. kW



Supply needed

*Illustration only. Model and specification may vary subject to availability.



Lamona Electric Domino Hob

Stainless Steel

LAM1214

Features

- 1 rapid hot plate
- 1 standard hot plate
- 2 year guarantee

1.5
1.5
Min. kW

13
AMP
Supply needed

Extra Wide Gas Hob

A traditional method of cooking food on a hob using gas as fuel.



Lamona Professional 5 Burner Gas Hob

Stainless Steel

LAM1180

Not compatible with LAM2601 Lamona Stainless Steel Cylinder Island Chimney Extractor

Features

- 1 wok burner
- 1 rapid burner
- 2 semi-rapid burners
- 1 simmer burner
- Cast iron pan supports
- LPG convertible
- 2 year guarantee

Automatic ignition

Flame failure device

2.9	2.0
1.0	3.6

Min. kW

3
AMP
Supply needed



Gas Hobs



Lamona Professional Gas Hob

Stainless Steel

LAM1160

Features

- 1 rapid burner
- 2 semi-rapid burners
- 1 simmer burner
- Cast iron pan supports
- LPG convertible
- 2 year guarantee

Automatic ignition

Flame failure device

2.9	2.0
1.0	2.0

Min. kW

3
AMP
Supply needed



Lamona Gas Hob

Stainless Steel

LAM1001

Features

- 1 rapid burner
- 2 semi-rapid burners
- 1 simmer burner
- Enamel pan supports
- LPG convertible
- 2 year guarantee

Flame failure device

2.0	2.0
2.9	1.0

Min. kW

3
AMP
Supply needed



Lamona Enamel Gas Hob

White

LAM1000

Features

- 1 rapid burner
- 2 semi-rapid burners
- 1 simmer burner
- Enamel pan supports
- LPG convertible
- 2 year guarantee



Flame failure device

2.0	2.0
2.9	1.0

Min. kW

3 AMP

Supply needed



Lamona Enamel Gas Hob

Black

LAM1003

Features

- 1 rapid burner
- 2 semi-rapid burners
- 1 simmer burner
- Enamel pan supports
- LPG convertible
- 2 year guarantee



Flame failure device

2.0	2.0
2.9	1.0

Min. kW

3 AMP

Supply needed



Lamona Gas Domino Hob

Stainless Steel

LAM1004

Not compatible with 28mm worktop and LAM3100 Lamona Single Conventional Compact Oven

Features

- 1 rapid burner
- 1 simmer burner
- Enamel pan supports
- LPG convertible
- 2 year guarantee



Automatic ignition



Flame failure device

3.0
1.0

Min. kW

3 AMP
Supply needed



Ceramic Hob



Using hidden elements, heat transfers through super-tough glass to the pan.



Bosch Front Touch Control Ceramic Hob

Ceramic HAP1674

Features

- Frameless hob
- Front touch controls
- 4 hi-lite zones
- 2 year guarantee subject to registration with Bosch



Touch control



Residual heat indicator



Hi-lite cooking



Flush fitting design



2.0 1.2
1.2 2.2
Min. kW



Child lock



32 AMP
Supply needed



Electric Hob

Using electricity as fuel, the burner/solid hot plate transfers heat to the pan.



Bosch Standard Electric Hob

Stainless Steel HAP1211

Features

- 4 rapid hot plates
- 2 year guarantee subject to registration with Bosch



1.5 2.0
2.0 1.5
Min. kW



25 AMP
Supply needed



Bosch Front Touch Control Ceramic Hob



Bosch Gas Hob

Extra Wide Gas Hob



A traditional method of cooking food on a hob using gas as fuel.



Bosch 5 Burner Gas Hob

Stainless Steel

HAP1170

Not compatible with LAM2601 Lamona Stainless Steel Cylinder Island Chimney Extractor

Features

- 1 wok burner
- 1 rapid burner
- 2 semi-rapid burners
- 1 simmer burner
- Cast iron pan supports
- LPG convertible
- 2 year guarantee subject to registration with Bosch



Automatic ignition



Flame failure device

1.7	4.0	3.0
1.0		1.7


Min. kW



3 AMP
Supply needed



Gas Hobs



Bosch Gas Hob

Stainless Steel

HAP1160

Features

- 1 rapid burner
- 2 semi-rapid burners
- 1 simmer burner
- Cast iron pan supports
- LPG convertible
- 2 year guarantee subject to registration with Bosch



Automatic ignition



Flame failure device

1.7	3.0
1.7	1.0

Min. kW



3 AMP
Supply needed



Bosch Standard Gas Hob

Stainless Steel

HAP1141

Features

- 1 rapid burner
- 2 semi-rapid burners
- 1 simmer burner
- Enamel pan supports
- LPG convertible
- 2 year guarantee subject to registration with Bosch



Automatic ignition



Flame failure device

1.75	1.75
3.0	1.0

Min. kW



3 AMP
Supply needed

Extractor Guide

Extractors today are not only functional but can also provide an elegant focal point within the kitchen. Choose from our selection of chimney, canopy, integrated and conventional extractors. All our extractors can either be installed ducted out or re-circulated.

Extraction Rate




Minimum rate of extraction in cubic metres per hour. Rate of extraction is based on ducted installation.

Fan Speeds



Number of fan speeds available.

Noise Level



Noise level in decibels at maximum fan speed (dBA).

Built in Light



A secondary source of light for convenience whilst cooking.

Ducting Kit



Ducting kit diameter sizes which can be used.

Automatic Fan



Microswitch control operates fan automatically when door or visor is opened.

Remote Control



Remote operation for ease of use.

Amperage Required



Supply needed.



Products marked with this logo are designed to meet the requirements of Inclusive Kitchens.



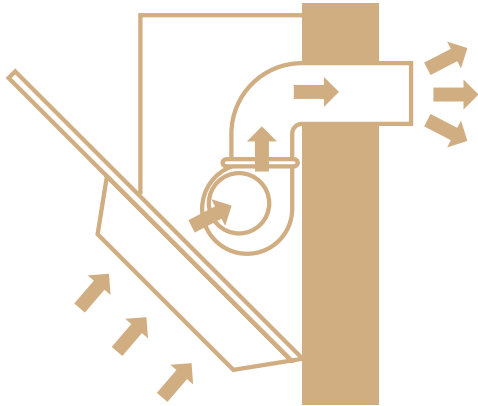
Products identified with this symbol or **UK** are manufactured in the UK.



All Lamona appliances come with a 2 year manufacturer's guarantee from date of purchase.

Ducted Application

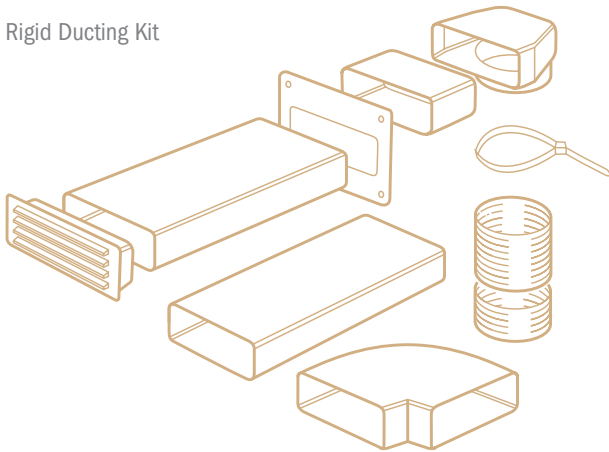
Removes odour and smoke particles from the kitchen/room to the outside of the home via a ducting kit.




Ducting Kits

Depending on the position of the extractor in the kitchen, there are two types of ducting kits available.

Rigid Ducting Kit

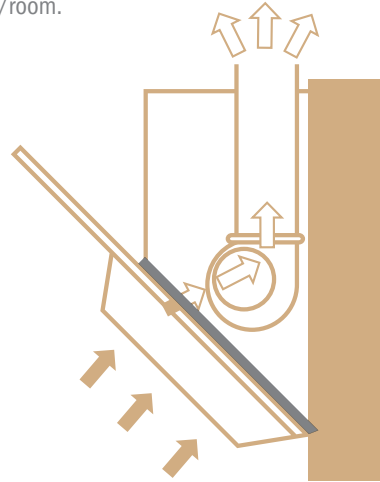


Flexible Ducting Kit




Ductless Application – Re-circulating

Removes odour and smoke particles from the air. This air then passes through a carbon filter before being released back into the kitchen/room.



Carbon Filters

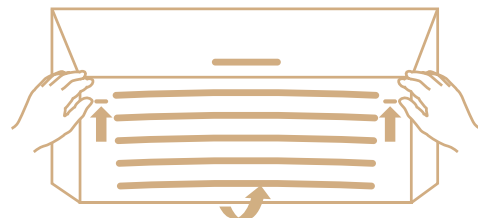
Carbon filters have a limited life. We advise you to change them when there is a noticeable drop in performance. The intervals between changing the filter will depend entirely upon the amount of cooking you do, but on average they will last around six months.



Please see page 36 for replacement carbon filters.

Grease Filter

The grease filter should be removed and washed regularly. Please check the instruction manual for details.





Remote control

Lamona Angled Chimney Extractor

Stainless Steel and Glass 90cm HJA2600

Features

- Push button controls
- 2 x 50W lights
- Washable grease filter
- Ducting kits APL2805/06 to duct out
- Carbon filter HJA2900 required for re-circulating
- 2 year guarantee



Min. extraction rate



Fan speeds



Noise level



Built in light



Ducting kit



Remote control



Supply needed



Lamona Flat Glass Extractor

Stainless Steel and Glass 90cm LAM2591

Features

- Push button controls
- 2 x 20W lights
- Washable grease filter
- Ducting kits APL2805/06/07 to duct out
- Carbon filter HJA2906 required for re-circulating
- 2 year guarantee



Min. extraction rate



Fan speeds



Noise level



Built in light



Ducting kit



Ducting kit



Supply needed



Lamona Flat Glass Extractor

Stainless Steel and Glass 70cm LAM2571

Features

- Push button controls
- 2 x 20W lights
- Washable grease filter
- Ducting kits APL2805/06/07 to duct out
- Carbon filter HJA2906 required for re-circulating
- 2 year guarantee



Min. extraction rate



Fan speeds



Noise level



Built in light



Ducting kit



Ducting kit



Supply needed



Lamona Flat Glass Extractor

Stainless Steel and Glass 60cm

LAM2563

Features

- Push button controls
- 2 x 20W lights
- Washable grease filter
- Ducting kits APL2805/06/07 to duct out
- Carbon filter HJA2906 required for re-circulating
- 2 year guarantee



Min. extraction rate



Fan speeds



Noise level



Built in light



Ducting kit



Ducting kit



Supply needed



Lamona White Flat Glass Extractor

Stainless Steel and White Glass 60cm

LAM2564†

Features

- Push button controls
- 2 x 20W lights
- Washable grease filter
- Ducting kits APL2805/06/07 to duct out
- Carbon filter HJA2906 required for re-circulating
- 2 year guarantee



Min. extraction rate



Fan speeds



Noise level



Built in light



Ducting kit



Ducting kit



Supply needed



Lamona Black Flat Glass Extractor

Stainless Steel and Black Glass 60cm

LAM2565†

Features

- Push button controls
- 2 x 20W lights
- Washable grease filter
- Ducting kits APL2805/06/07 to duct out
- Carbon filter HJA2906 required for re-circulating
- 2 year guarantee



Min. extraction rate



Fan speeds



Noise level



Built in light



Ducting kit



Ducting kit



Supply needed



Lamona Curved Glass Extractor
Stainless Steel and Glass 90cm LAM2503

- Features
- Push button controls
 - 2 x 20W lights
 - Washable grease filters
 - Ducting kits APL2805/06/07 to duct out
 - Carbon filter HJA2911 required for re-circulating
 - 2 year guarantee

515 M3 Min. extraction rate	3 Fan speeds	54 dBA Noise level
Built in light	Ø 125 Ducting kit	Ø 150 Ducting kit
3 AMP Supply needed		



Lamona Curved Glass Extractor
Stainless Steel and Glass 60cm LAM2502

- Features
- Push button controls
 - 2 x 20W lights
 - Washable grease filter
 - Ducting kits APL2805/06/07 to duct out
 - Carbon filter HJA2911 required for re-circulating
 - 2 year guarantee

515 M3 Min. extraction rate	3 Fan speeds	54 dBA Noise level
Built in light	Ø 125 Ducting kit	Ø 150 Ducting kit
3 AMP Supply needed		



Lamona Stainless Steel Chimney Extractor
Stainless Steel 90cm LAM2403







- Features
- Push button controls
 - 2 x 40W lights
 - Washable grease filters
 - Ducting kits APL2805/06 to duct out
 - Carbon filter HJA2900 required for re-circulating
 - 2 year guarantee

530 M3 Min. extraction rate	3 Fan speeds	60 dBA Noise level
Built in light	Ø 125 Ducting kit	3 AMP Supply needed



Lamona Black Chimney Extractor
Black 90cm LAM2543







- Features
- Push button controls
 - 2 x 28W lights
 - Washable grease filters
 - Ducting kits APL2805/06 to duct out
 - Carbon filter HJA2906 required for re-circulating
 - 2 year guarantee

 Min. extraction rate	 Fan speeds	 Noise level
 Built in light	 Ducting kit	 Supply needed



Lamona Stainless Steel Standard Chimney Extractor
Stainless Steel 60cm LMS2400*







- Features
- Push button controls
 - 2 x 40W lights
 - Washable grease filters
 - Ducting kits APL2805/06 to duct out
 - Carbon filter HJA2904 required for re-circulating
 - 2 year guarantee

 Min. extraction rate	 Fan speeds	 Noise level
 Built in light	 Ducting kit	 Supply needed



Lamona Black Standard Chimney Extractor
Black 60cm LAM2401

- Features
- Push button controls
 - 2 x 40W lights
 - Washable grease filters
 - Ducting kits APL2805/06 to duct out
 - Carbon filter HJA2908 required for re-circulating
 - 2 year guarantee

 Min. extraction rate	 Fan speeds	 Noise level
 Built in light	 Ducting kit	 Supply needed

*Illustration only. Model and specification may vary subject to availability.



Lamona Stainless Steel and Glass Island Chimney Extractor

Stainless Steel and Glass LAM2603

Features

- Push button controls
- 4 x 28W lights
- Washable grease filters
- Ducting kits APL2805/07 to duct out
- Carbon filter HJA2912 required for re-circulating
- H705-1070mm x W900mm x D600mm
- 2 year guarantee



Min. extraction rate



Fan speeds



Noise level



Built in light



Ducting kit



Ducting kit



Supply needed



Lamona Stainless Steel Cylinder Island Chimney Extractor

Stainless Steel LAM2601

Extension Chimney Section LAM2602

Not compatible with LAM1180 Lamona Professional 5 Burner Gas Hob and HAP1170 Bosch 5 Burner Gas Hob

Features

- Push button controls
- 3 x 1W LED lights
- Washable grease filter
- Ducting kits APL2805/06/07 to duct out
- Carbon filter HJA2909 required for re-circulating
- H680-780mm x Diam. 350mm
- For ceiling heights above 2.4-2.7m use Extension Chimney Section LAM2602
- 2 year guarantee



Min. extraction rate



Fan speeds



Noise level



Built in light



Ducting kit



Ducting kit



Supply needed



Lamona Stainless Steel and Glass Island Chimney Extractor



Lamona Stainless Steel Cylinder Island Chimney Extractor



NEW

Lamona Shallow Canopy Extractor

Silver Grey 60cm

LAM2300

Features

- Slide controls
- 2 x 40W lights
- Washable grease filter
- Ducting kits APL2805/06 to duct out
- Carbon filter HJA2906 required for re-circulating
- 2 year guarantee



Min. extraction rate



Fan speeds



Noise level



Built in light



Ducting kit



Automatic fan



Supply needed

Integrated Extractors



Integrated Turbo Extractor

Silver Grey

HJA2241

Features

- Slide controls
- 2 x 28W lights
- Ducting kits APL2805/06/07 to duct out
- 2 x carbon filters HJA2901 required for re-circulating
- 2 year guarantee



Min. extraction rate



Fan speeds



Noise level



Built in light



Ducting kit



Ducting kit



Automatic fan



Supply needed



Integrated Extractor

Silver Grey

HJA2231

Features

- Slide controls
- 1 x 28W light
- Ducting kits APL2805/06/07 to duct out
- 2 x carbon filters HJA2901 required for re-circulating
- 2 year guarantee



Min. extraction rate



Fan speeds



Noise level



Built in light



Ducting kit




Ducting kit



Automatic fan



Supply needed



Lamona Deluxe Conventional Extractor

Stainless Steel 60cm

HJA2180

Features

- Push button controls
- 2 x 40W lights
- Washable grease filter
- Ducting kits APL2805/06 to duct out
- Carbon filter HJA2906 required for re-circulating
- 2 year guarantee



Min. extraction rate



Fan speeds



Noise level



Built in light



Ducting kit



Supply needed



Lamona Conventional Extractor

White 60cm

HJA2182

Features

- Slide control
- 2 x 40W lights
- Ducting kits APL2805/06 to duct out
- Carbon filter HJA2906 required for re-circulating
- 2 year guarantee



Min. extraction rate



Fan speeds



Noise level



Built in light



Ducting kit



Supply needed



Lamona Deluxe Conventional Extractor



Lamona Conventional Extractor



Bosch Standard Chimney Extractor

Stainless Steel 60cm

HAP2412

Features

- Switch controls
- 2 x 30W lights
- Washable grease filters
- Ducting kits APL2805/06 to duct out
- Carbon filter HAP2953 required for re-circulating
- 2 year guarantee subject to registration with Bosch



Min. extraction rate



Fan speeds



Noise level



Built in light



Ducting kit



Supply needed

Filters and Ducting Kits

APL2805	125mm rigid ducting kit UK	HJA2906	Carbon filter for LAM2300, HJA2180, HJA2182, LAM2543, LAM2563, LAM2571, LAM2591, LAM2564 and LAM2565
APL2806	125mm flexible ducting kit UK	HJA2908	Carbon filter for LMS2400 and LAM2401
APL2807	150mm flexible ducting kit UK	HJA2909	Carbon filter for LAM2601
GIR0500	125mm to 100mm ducting kit adaptor	HJA2911	Carbon filter for LAM2502 and LAM2503
HJA2900	Carbon filter for LAM2403 and HJA2600	HJA2912	Carbon filter for LAM2603
HJA2901	Carbon filter for HJA2241 and HJA2231	HAP2593	Carbon filter for HAP2412
HJA2904	Carbon filter for LMS2400		



Bosch Standard Chimney Extractor

Splashbacks

Our selection of glass and stainless steel splashbacks are available in a variety of widths and finishes. Coloured glass splashbacks can be used to add a touch of colour to your kitchen.



Toughened Clear Glass Splashbacks

W600mm x H705mm
W700mm x H705mm
W900mm x H705mm

ACS1412
ACS1422
ACS1432



Stainless Steel Splashbacks

W600mm x H705mm
W900mm x H705mm

APL2995
APL2996



Black Steel Splashbacks

W600mm x H705mm
W900mm x H705mm

APL3990
APL3991



Toughened Coloured Glass Splashbacks

Black
W600mm x H705mm
W900mm x H705mm
White
W600mm x H705mm
W900mm x H705mm
Pewter
W600mm x H705mm
W900mm x H705mm

HJA2811
HJA2814
HJA2810
HJA2813
HJA2812
HJA2815

Cooking Accessories



Lamona Glass Worktop Saver

UK SJN5333



Lamona Chopping Board*

UK SJN5008



Worktop Hot Rods (Pack of 6)

WOH0030



English Rose Trivet (220mm wide)

UK GIR8125



Scottish Thistle Trivet (220mm wide)

UK GIR8115



Welsh Dragon Trivet (220mm wide)

UK GIR8120



Pop-Up Plug Socket (3 x 13 AMP sockets)
2 USB ports

SJN0004

*Note: Natural wood products may vary slightly in tone

Refrigeration Guide

Our integrated refrigeration range includes larder fridges, freezers and combi fridge freezers. Features such as frost free and fast freeze are designed to save you time and provide optimum storage conditions. Drinks coolers provide the opportunity to create a feature from your cooling appliances.



Lamona Integrated Full-Height Freezer and Lamona Integrated Full-Height Larder Fridge



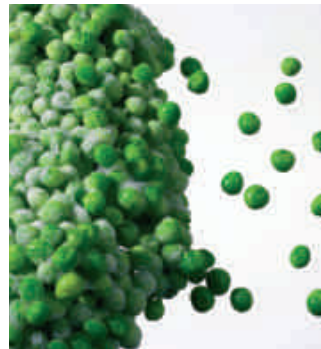
Lamona Built-Under Integrated Fridge

Frost Free



Prevents the build up of frost and removes the need to defrost the freezer.

Fast Freeze



Rapidly freezes freshly prepared or recently purchased food, preventing the freezer temperature from rising too high.

Storage Period in Power Failure



The length of time in hours that food will be kept frozen before defrosting begins.

Ice Box Rating



Freezers are graded using a four star rating system, which specifies the minimum temperature and maximum storage time for freezing fresh food.

star rating	minimum temperature	maximum storage time
*	-6°C	1 week
**	-12°C	1 month
***	-18°C	3 months
****	-18°C	12 months

Temperature Warning Indicator



Warns if the temperature within the freezer rises.

Fridge/Freezer Net Usable Capacity



128
ltrs

Fridge/freezer net storage capacity in litres.

Thermostatic Regulator



Varies the internal temperature.

Concealed Evaporator Plate



For hygiene and easy cleaning.

CFC/HFC Free



All fridges and freezers are free from CFC and HFC gases which are harmful to the environment.

Energy Efficiency



Energy rating.

Amperage Required



Supply needed.



Products marked with this logo are designed to meet the requirements of Inclusive Kitchens.



All Lamona appliances come with a 2 year manufacturer's guarantee from date of purchase.

Bring refrigeration to life on the Howdens website. You can learn more about these products through our collection of movies at www.howdens.com/advice-inspiration/movies

Energy Performance



All energy ratings are shown within the individual product information.



Lamona Built-Under Integrated Fridge

White

HJA6132

Features

- Reversible door
- 2 year guarantee

Fridge features

- Automatic defrost
- 2 glass shelves
- 1 salad crisper
- Interior light

Freezer features

- 1 compartment
- Manual defrost

Features



CFC/HFC free



Energy rating



Supply needed



Fridge



Fridge net usable capacity



Thermostatic regulator



Concealed evaporator plate

Freezer



Freezer net usable capacity



Ice box rating



Storage in power failure



Lamona Built-Under Integrated Larder Fridge

White

HJA6312

Features

- Automatic defrost
- 3 glass shelves
- 1 salad crisper
- Interior light
- Reversible door
- 2 year guarantee

Features



CFC/HFC free



Energy rating



Supply needed



Fridge



Fridge net usable capacity



Thermostatic regulator



Concealed evaporator plate



Lamona Built-Under Integrated Freezer
White

LAM6400

- Features
- 3 compartments
 - Visual alarm
 - Reversible door
 - 2 year guarantee

Features



CFC/HFC free



Energy rating



Supply needed



Freezer



Freezer net usable capacity



Fast freeze



Ice box rating



Temperature warning indicator



Storage in power failure



Lamona Built-Under Integrated Larder Fridge



Lamona Built-Under Integrated Freezer



Integrated Tower Larder Fridge

White

HAP6734†

Features

- Automatic defrost
- 3 glass shelves
- 2 salad crispers
- Interior light
- Reversible door
- 1 year guarantee

Features



CFC/HFC free



Energy rating



Supply needed



Fridge



Fridge net usable capacity



Thermostatic regulator



Concealed evaporator plate



Integrated Tower Freezer

White

HAP6657†

Features

- 4 compartments
- Visual alarm
- Reversible door
- 1 year guarantee

Features



CFC/HFC free



Energy rating



Supply needed



Freezer



Freezer net usable capacity



Fast freeze



Ice box rating



Temperature warning indicator



Storage in power failure



Lamona Integrated 50/50 Frost Free Fridge Freezer
White HJA6856

- Features**
- Reversible doors
 - 2 year guarantee

- Fridge features**
- Automatic defrost
 - 3 glass shelves
 - 2 salad crispers
 - Interior light

- Freezer features**
- 4 compartments

Features



CFC/HFC free



Energy rating



Supply needed

Fridge



Fridge net usable capacity



Thermostatic regulator



Concealed evaporator plate

Freezer



Freezer net usable capacity



Frost free



Fast freeze



Ice box rating



Storage in power failure



Lamona Integrated 70/30 Frost Free Fridge Freezer
White HJA6015

- Features**
- Reversible doors
 - 2 year guarantee

- Fridge features**
- Automatic defrost
 - 3 glass shelves
 - 2 salad crispers
 - Chrome wine rack
 - Interior light

- Freezer features**
- 3 compartments

Features



CFC/HFC free



Energy rating



Supply needed

Fridge



Fridge net usable capacity



Thermostatic regulator



Concealed evaporator plate

Freezer



Freezer net usable capacity



Frost free



Fast freeze



Ice box rating



Storage in power failure



Lamona Integrated 50/50 Fridge Freezer

White

HJA6853

Features

- Reversible doors
- 2 year guarantee

Fridge features

- Automatic defrost
- 3 glass shelves
- 2 salad crispers
- Interior light

Freezer features

- 4 compartments

Features



CFC/HFC free



Energy rating



Supply needed

Fridge



Fridge net usable capacity



Thermostatic regulator



Concealed evaporator plate

Freezer



Freezer net usable capacity



Fast freeze



Ice box rating



Storage in power failure



Lamona Integrated 70/30 Fridge Freezer

White

LAM6800

Features

- Reversible doors
- 2 year guarantee

Fridge features

- Automatic defrost
- 3 glass shelves
- 2 salad crispers
- Chrome wine rack
- Interior light

Freezer features

- 3 compartments

Features



CFC/HFC free



Energy rating



Supply needed



Fridge



Fridge net usable capacity



Thermostatic regulator



Concealed evaporator plate

Freezer



Freezer net usable capacity



Ice box rating



Storage in power failure



Lamona Integrated Full-Height Larder Fridge
White

LAM6700

Features

- Automatic defrost
- Electronic temperature adjustment
- 4 glass shelves
- 2 salad crispers
- Chrome wine rack
- Interior light
- Reversible door
- 2 year guarantee

Features



CFC/HFC free



Energy rating



Supply needed

Fridge



Fridge net usable capacity



Thermostatic regulator



Concealed evaporator plate



Lamona Integrated Full-Height Freezer
White

HJA6750

Features

- 8 compartments and ice bank
- Reversible door
- 2 year guarantee

Features



CFC/HFC free



Energy rating



Supply needed

Freezer



Freezer net usable capacity



Frost free



Fast freeze



Ice box rating



Temperature warning indicator



Storage in power failure



Lamona 300mm Drinks Cooler
Stainless Steel 300mm LAM6911

- Features
- 18 bottle capacity
 - Suitable for red or white wine and soft drinks
 - Adjustable feet
 - Reversible door
 - Interior light
 - Single temperature range
 - 5 - 22°C*
 - LED display
 - 2 year guarantee

Features

- CFC/HFC free
- Energy rating **B**
- 13 AMP**
Supply needed
- 58 ltrs**
Net usable capacity
- Thermostatic regulator
- Concealed evaporator plate



Lamona 150mm Drinks Cooler
Stainless Steel 150mm LAM6902

- Features
- 7 bottle capacity
 - Suitable for red or white wine and soft drinks
 - Maximum bottle width 80mm
 - Adjustable feet
 - Reversible door
 - Interior light
 - Single temperature range
 - 5 - 22°C*
 - LED display
 - 2 year guarantee

Features

- CFC/HFC free
- Energy rating **C**
- 13 AMP**
Supply needed
- 23 ltrs**
Net usable capacity
- Thermostatic regulator
- Concealed evaporator plate

Tower Refrigeration



Bosch Integrated 70/30 Fridge Freezer
White HAP6023

- Features
- Reversible doors
 - 2 year guarantee subject to registration with Bosch

- Fridge features
- Automatic defrost
 - 4 glass shelves
 - 1 salad crisper
 - Interior light

- Freezer features
- 3 compartments

Features

- CFC/HFC free
- Energy rating **A+**
- 13 AMP**
Supply needed
- 217 ltrs**
Fridge net usable capacity
- Thermostatic regulator
- Concealed evaporator plate
- 60 ltrs**
Freezer net usable capacity
- Ice box rating **★★★**
- 13 hrs**
Storage in power failure



Bosch Built-Under Integrated Larder Fridge

White

HAP6301

Features

- Automatic defrost
- 3 glass shelves
- 1 salad crisper
- Interior light
- Reversible door
- 2 year guarantee subject to registration with Bosch

Features



CFC/HFC free



Energy rating



Supply needed



Fridge



Fridge net usable capacity



Thermostatic regulator



Concealed evaporator plate



Bosch Built-Under Integrated Freezer

White

HAP6401

Features

- 3 compartments
- Temperature gauge
- Visual and acoustic alarm
- Reversible door
- 2 year guarantee subject to registration with Bosch

Features



CFC/HFC free



Energy rating



Supply needed



Freezer



Freezer net usable capacity



Fast freeze



Ice box rating



Temperature warning indicator



Storage in power failure

*Dependent on ambient room temperature

Dishwasher Guide

Our integrated dishwashers are all 'A' rated for energy consumption, and are available in standard and slimline widths. A range of programmes provide outstanding wash and dry results.

Capacity



Number of place settings. One place setting consists of a dinner plate, soup plate, dessert plate, glass tumbler, tea cup and saucer, knife, fork, soup spoon, dessert spoon and teaspoon.

Water Usage



Consumption of water in litres on normal wash programme.

Automatic Water Softener



Ensures the correct amount of salt is released for each load.

Watersafe Waterstop System



In the event of a leak, the water supply to the dishwasher is switched off automatically.

Noise Level



Noise level in decibels (dBA).

Top Cutlery Tray



Third unique loading level for cutlery/utensils located at the top of the dishwasher, freeing more space in the lower basket.

'Fast Click' Height Adjustable Basket



'Fast Click' uses a clip system to alter the height of the top basket.

Standard Height Adjustable Basket



To adjust the height, remove the whole basket.

Energy Efficiency



Energy rating.



Wash rating.



Drying rating.

Amperage Required



Supply needed.

Upper Basket Folding Racks



Folding upper basket racks to allow 2 tier stacking and greater flexibility.

Upper Basket Folding Tines



Tines can be folded down to create more space for glasses or mugs.

Lower Basket Folding Plate Tines



Support tines can be adjusted to accommodate larger items such as saucepans and large bowls.

Sliding Cutlery Basket



Feature designed to allow free placement of dishes according to size by moving the cutlery basket along the tines.

Plate Size Diameter (cm)



The maximum plate size in cm the dishwasher can hold.

Salt and Rinse Aid Warning Indicator



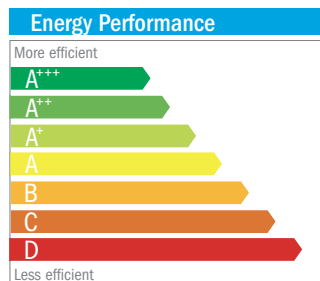
Warning indicator to show when dispensers need refilling. Rinse aid is released during the final hot rinse cycle to remove spots or streaks. Salt is added to soften water and prevent streaking caused by limescale.

Power Usage



1.05 kW/h on normal wash.

Energy/Wash/Drying Efficiency



All energy ratings are shown within the individual product information.



All Lamona appliances come with a 2 year manufacturer's guarantee from date of purchase.

Bring dishwashers to life on the Howdens website. You can learn more about these products through our collection of movies at www.howdens.com/advice-inspiration/movies



Lamona Eco Deluxe Fully Integrated Dishwasher

Stainless Steel LAM8670

Features

- 7 temperature settings
- Cold fill
- Start delay up to 9.5 hours
- Half load
- 2 year guarantee

8 programmes including:

- Rapid 30 minute programme
- Intensive wash
- Economy programme
- Auto sensing 40-65 degrees



Capacity



'Fast click' height adjustable basket



Top cutlery tray



Upper basket folding racks



Upper basket folding tines



Lower basket folding plate tines



Sliding cutlery basket



Plate size diameter (cm)



Automatic water softener



Watersafe waterstop system



Water usage



Power usage



Noise level



Salt and rinse aid warning indicator



Supply needed



Energy rating



Wash rating



Drying rating



Lamona Deluxe Fully Integrated Dishwasher

White LAM8652†

Features

- 4 temperature settings
- Cold fill
- Half load
- Start delay up to 9 hours
- 2 year guarantee

5 programmes including:

- Rapid 30 minute programme
- Intensive wash
- Economy programme



Capacity



'Fast click' height adjustable basket



Top cutlery tray



Upper basket folding racks



Upper basket folding tines



Lower basket folding plate tines



Sliding cutlery basket



Plate size diameter (cm)



Automatic water softener



Watersafe waterstop system



Water usage



Power usage



Noise level



Salt and rinse aid warning indicator



Supply needed



Energy rating



Wash rating



Drying rating



Lamona Fully Integrated Dishwasher

White LAM8602

Features

- 4 temperature settings
- Cold fill
- Half load
- Start delay up to 9 hours
- 2 year guarantee

5 programmes including:

- Rapid 30 minute programme
- Intensive wash
- Economy programme



Capacity



Upper basket folding racks



Plate size diameter (cm)



Automatic water softener



Watersafe waterstop system



Water usage



Power usage



Noise level



Salt and rinse aid warning indicator



Supply needed



Energy rating



Wash rating



Drying rating



Lamona Slimline Fully Integrated Dishwasher

White LAM8301

Features

- 5 temperature settings
- Cold fill
- 2 year guarantee

5 programmes including:

- Rapid 30 minute programme
- Intensive wash
- Economy programme



Capacity



Standard height adjustable basket



Upper basket folding racks



Plate size diameter (cm)



Automatic water softener



Watersafe waterstop system



Water usage



Power usage



Noise level



Salt and rinse aid warning indicator



Supply needed



Energy rating



Wash rating



Drying rating

Dishwasher



BOSCH



Bosch Fully Integrated Dishwasher

Stainless Steel HAP8601

Features

- 5 temperature settings
- Cold fill
- Start delay up to 24 hours
- Load sensor
- Half load
- Child lock
- LED display panel
- 2 year guarantee subject to registration with Bosch

5 programmes including:

- Rapid 30 minute programme
- Intensive wash
- Economy programme



Capacity



'Fast click' height adjustable basket



Top cutlery tray



Upper basket folding racks



Upper basket folding tines



Lower basket folding plate tines



Sliding cutlery basket



Plate size diameter (cm)



Automatic water softener



Watersafe waterstop system



Water usage



Power usage



Noise level



Salt and rinse aid warning indicator



Supply needed



Energy rating



Wash rating



Drying rating



Child lock

Laundry Guide

Our range of integrated washing machines, washer dryers and tumble dryers meet all your laundry needs. Special features include an economy programme to save energy and water.

Washing

Wash/Dry Load



Maximum wash/dry capacity (kg).

Spin Speed



Measured in revolutions per minute (rpm). At a fast spin speed, more water is extracted from the wash load, reducing drying time and overall running cost.

Cold Fill



An energy efficient system. Only the water required for the washing is heated. There is no loss of heat in the pipeline from the hot water tank or boiler to the machine. This can also increase the efficiency of the enzymes within detergents.

Automatic Load Detection System



The washing machine is fitted with a sensor, enabling it to use the exact amount of water needed to wash and rinse in relation to the load, without compromising performance.

Drying

Vented



A vented dryer removes the damp air produced during drying and pumps it outside the home through a vent. This is done through a plastic hose which can either be permanently fitted to an outside wall or simply hung out of a window.

Condenser Dryer



Does not require a vent. Condenses and pumps water through waste pipe or separate pull-out tray.



Filter

To allow the dryer to operate efficiently, the filter should be cleaned after each drying cycle by hand or with a soft brush. The filter should be washed occasionally in detergent solution to remove small particles.

Washing Programmes

Woolmark



A programme dedicated to washing fabrics labelled with the Woolmark logo. This is to ensure that these garments are cleaned appropriately and keep their shape.

Delicate Fabrics



Use this option to wash very delicate, less robust fabrics such as satin and lace.

Mixed and Synthetic Fabrics



Washes mixed fabrics and colours safely.

Hand Wash



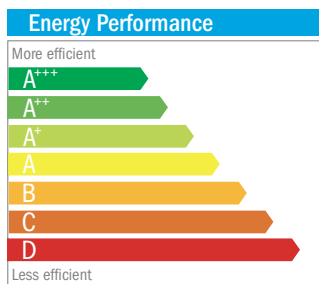
The machine has a programme specifically designed for hand wash only marked items.

Rapid Minute Programme



This is a useful time-saving quick wash cycle (wash, rinse and spin) of lightly soiled items. Only suitable for a small load.

Energy/Wash/Drying Efficiency



All energy ratings are shown within the individual product information.

Amperage Required

13 AMP Supply needed.

Economy Programme

ECON A programme feature designed to reduce energy consumption.

Energy Efficiency

A Energy rating. **A** Wash rating. **B** Spin drying rating.




All Lamona appliances and a selection of unbranded appliances come with a 2 year manufacturer's guarantee from date of purchase.



Products identified with this symbol are manufactured in the UK.

Child Lock

 This safety feature prevents unwanted changes to appliance settings.

Bring laundry to life on the Howdens website. You can learn more about these products through our collection of movies at www.howdens.com/advice-inspiration/movies



1600rpm Integrated Washing Machine

White 1600rpm

HJA8511

Features

- Start delay up to 24 hours
- Audible alarm
- LCD display
- 2 year guarantee

16 wash programmes including:

- Mixed and synthetic fabrics
- Delicate fabrics
- Intensive (babycare and allergy sufferers)
- Rapid 14 minute programme (2kg load)
- Hand wash
- Dark care
- Self clean



Wash load



Spin speed
RPM



Economy
programme



Cold fill



Automatic
load detection
system



Child lock



Supply
needed



Energy rating



Wash rating



Spin drying
rating



1400rpm Integrated Washing Machine

White 1400rpm

HJA8501

Features

- Start delay up to 24 hours
- Audible alarm
- LCD display
- 2 year guarantee

16 wash programmes including:

- Mixed and synthetic fabrics
- Delicate fabrics
- Intensive (babycare and allergy sufferers)
- Rapid 14 minute programme (2kg load)
- Hand wash
- Dark care
- Self clean



Wash load



Spin speed
RPM



Economy
programme



Cold fill



Automatic
load detection
system



Child lock



Supply
needed



Energy rating



Wash rating



Spin drying
rating

Washer Dryer



1400rpm Integrated Washer Dryer

White 1400rpm

HJA8702

Features

- Start delay up to 24 hours
- Audible alarm
- LED display
- 2 year guarantee

12 wash programmes including:

- Mixed and synthetic fabrics
- Delicate fabrics
- Woolmark certified programme
- Rapid 15 minute programme (2kg load)
- Reduced ironing
- Intensive dry
- Gentle dry
- Self clean



Wash load



Drying load



Spin speed
RPM



Economy
programme



Cold fill



Automatic
load detection
system



Condenser
dryer



Child lock



13
AMP
Supply
needed



Energy rating



Wash rating



Spin drying
rating

Tumble Dryer

LAMONA



Lamona Integrated Tumble Dryer

White

HJA8800

Features

- 140 minute timer
- 2 heat settings
- Fully integrated vent hose
- Exterior wall cowling
- Final cool tumble
- Reduced ironing
- 2 year guarantee



Drying load



13
AMP
Supply
needed



Energy rating





Bosch Integrated Washing Machine

White 1200rpm HAP8510

Features

- Reduced ironing
- Audible alarm
- 2 year guarantee subject to registration with Bosch

15 wash programmes including:

- Mixed and synthetic fabrics
- Delicate fabrics
- Woolmark certified programme
- Rapid 45 minute programme (3.5kg load)
- Hand wash

Wash load	Spin speed RPM	Economy programme
Cold fill	Automatic load detection system	Supply needed
Energy rating	Wash rating	Spin drying rating



Bosch Integrated Washer Dryer

White 1400rpm HAP8700

Features

- LED display
- Start delay up to 24 hours
- Reduced ironing
- Audible alarm
- 2 year guarantee subject to registration with Bosch

15 wash programmes including:

- Mixed and synthetic fabrics
- Delicate fabrics
- Woolmark certified programme
- Rapid 49 minute programme (3kg load)
- Hand wash

Wash load	Drying load	Spin speed RPM
Economy programme	Cold fill	Automatic load detection system
Condenser dryer	Child lock	Supply needed
Energy rating	Wash rating	Spin drying rating

Freestanding Appliances

In addition to integrated appliances, Howdens also offers an affordable range of freestanding appliances, including microwave ovens, dishwashers, refrigeration and laundry appliances.



Kitchen featured is Burford Cream



Dishwasher†



Shallow Depth Washing Machine



60/40 Fridge Freezer†

†Subject to availability

Freestanding Microwave Ovens



Freestanding Duo Microwave

Stainless Steel

FHJ7000†

Features

- Microwave functions: 1-touch cooking and defrost
- 4 automatic cooking menus
- 5 power levels up to 800W
- Shelf for two tier cooking
- LED programmable clock/timer
- 1 year guarantee



Defrosting

20
Itrs

Oven net
usable
capacity



Child lock

800
W

Microwave
wattage

13
AMP

Supply
needed



Freestanding Microwave

White

FHJ7010†

Features

- Microwave functions: 1-touch cooking and defrost
- 5 automatic cooking menus
- 10 power levels up to 700W
- LED programmable clock/timer
- 1 year guarantee



Defrosting

20
Itrs

Oven net
usable
capacity



Child lock

700
W

Microwave
wattage

13
AMP

Supply
needed



Freestanding Duo Microwave†



Freestanding Microwave†

Freestanding Tower Refrigeration



60/40 Fridge Freezer

White 55cm

FHJ6613†

Features

- Reversible doors
- 1 year guarantee

Fridge features

- Automatic defrost
- 3 glass shelves
- 1 salad crisper
- Interior light

Freezer features

- 3 compartments
- Manual defrost



Features



CFC/HFC free



Energy rating



Supply needed

Fridge



Fridge net usable capacity



Thermostatic regulator



Concealed evaporator plate

Freezer



Freezer net usable capacity



Fast freeze



Ice box rating



Storage in power failure

Freestanding Under Counter Refrigeration



Under Counter Fridge

White 50cm

FHJ6105

Features

- Reversible door
- 1 year guarantee

Fridge features

- Automatic defrost
- 1 glass shelf
- 1 salad crisper
- Interior light

Freezer features

- 1 compartment
- Manual defrost



Features



CFC/HFC free



Energy rating



Supply needed



Fridge



Fridge net usable capacity



Thermostatic regulator



Concealed evaporator plate

Freezer



Ice box rating



Storage in power failure

Freestanding Dishwashers



Dishwasher

White 60cm

FHJ8604†

Features

- 4 temperature settings
- Cold fill
- Programme progress indicator light
- 1 year guarantee

5 programmes including:

- Rapid 30 minute programme
- Intensive wash
- Economy programme



Capacity



Standard height adjustable basket



Upper basket folding racks



Lower basket folding plate tines



Sliding cutlery basket



Plate size diameter (cm)



Automatic water softener



Watersafe waterstop system



Water usage



Power usage



Noise level



Salt and rinse aid warning indicator



Supply needed



Energy rating



Wash rating



Drying rating



BOSCH



Bosch Dishwasher

White 60cm

FHJ8635†

Features

- 4 temperature settings
- Cold fill
- Start delay up to 24 hours
- 2 year guarantee subject to registration with Bosch

4 programmes including:

- Rapid 30 minute programme
- Economy programme



Capacity



'Fast click' height adjustable basket



Upper basket folding racks



Plate size diameter (cm)



Automatic water softener



Watersafe waterstop system



Water usage



Power usage



Noise level



Salt and rinse aid warning indicator



Supply needed



Energy rating



Wash rating



Drying rating



Shallow Depth Washing Machine

White 1000rpm, 60cm

FHJ8503

Features

- Half load option
- Start delay up to 9 hours
- 1 year guarantee

15 wash programmes including:

- Mixed and synthetic fabrics
- Delicate fabrics
- Rapid 28 minute programme (5kg load)
- Hand wash



Wash load



Spin speed
RPM



Economy
programme



Cold fill



Automatic
load detection
system



Child lock



13
AMP
Supply
needed



Energy rating



Wash rating



Spin drying
rating



BOSCH



Bosch Washing Machine

White 1200rpm, 60cm

FHJ8536

Features

- LED programme progress display
- Start delay up to 24 hours
- Reduced ironing
- Audible alarm
- 2 year guarantee subject to registration with Bosch

15 wash programmes including:

- Delicate fabrics
- Mixed and synthetic fabrics
- Woolmark certified programme
- Rapid 15 minute programme (2kg load)



Wash load



Spin speed
RPM



Economy
programme



Cold fill



Automatic
load detection
system



Child lock



13
AMP
Supply
needed



Energy rating



Wash rating



Spin drying
rating

Sink Guide

We offer an extensive range of sinks including contemporary and traditional styles, stainless steel, ceramic and composite finishes. All our sinks are manufactured and tested to European Standards BS EN 13310:2003.



Lamona Dorney 1.5 Bowl Sink



Lamona Black Granite Composite 1.5 Bowl Sink



Lamona Ceramic 1.5 Bowl Sink

Cabinet Size



Minimum cabinet size 450mm



Minimum cabinet size 500mm



Minimum cabinet size 600mm



Minimum cabinet size 800mm



Minimum cabinet size 1000mm



Belfast sink base

Waste Disposal



Compatible with waste disposal unit

Products marked with this logo are compatible with waste disposal units.

Bowl Capacity



Main bowl capacity

Main bowl capacity.



Products marked with this logo are designed to meet the requirements of Inclusive Kitchens.



Products identified with this symbol or **UK** are manufactured in the UK.



Lamona Windermere 1.5 Bowl Sink

- LH/RH Drainer
- Overall sink dimensions: L1025mm x W510mm
- Main bowl dimensions: L360mm x W410mm x D205mm
- Material gauge: 1.2mm
- Sink accessories pack: SJN5210



Cabinet
Min 600



Compatible
with waste
disposal unit



Main bowl
capacity
30L



Lamona Windermere Single Bowl Sink

- LH/RH Drainer
- Overall sink dimensions: L880mm x W510mm
- Main bowl dimensions: L355mm x W410mm x D205mm
- Material gauge: 1.2mm
- Sink accessories pack: SJN5220



Cabinet
Min 500



Compatible
with waste
disposal unit



Main bowl
capacity
29L



Lamona Dorney 1.5 Bowl Sink

- LH/RH Drainer
- Overall sink dimensions: L985mm x W508mm
- Main bowl dimensions: L340mm x W415mm x D190mm
- Material gauge: 0.9mm
- Sink accessories pack: UK SJN5201



Cabinet
Min 600



Compatible
with waste
disposal unit



Main bowl
capacity
26L



NEW



Lamona Dorney Single Bowl Sink

- LH/RH Drainer
- Overall sink dimensions: L985mm x W508mm
- Main bowl dimensions: L450mm x W420mm x D190mm
- Material gauge: 0.9mm
- Sink accessories pack: UK SJN5202



Cabinet
Min 600



Compatible
with waste
disposal unit



Main bowl
capacity
35L



Lamona Belmont 1.5 Bowl Sink

- LH/RH Drainer
- Overall sink dimensions: L985mm x W508mm
- Main bowl dimensions: L360mm x W420mm x D165mm
- Material gauge: 0.9mm
- Sink accessories pack: UK SJN5310



Cabinet
Min 600



Compatible
with waste
disposal unit



Main bowl
capacity
24L



Lamona Belmont Single Bowl Sink

- LH/RH Drainer
- Overall sink dimensions: L985mm x W508mm
- Main bowl dimensions: L445mm x W415mm x D190mm
- Material gauge: 0.9mm
- Sink accessories pack: UK SJN5320



Cabinet
Min 600



Compatible
with waste
disposal unit



Main bowl
capacity
35L



Lamona Kielder 1.5 Bowl Sink

- Reversible
- Overall sink dimensions: L985mm x W508mm
- Main bowl dimensions: L418mm x W345mm x D185mm
- Material gauge: 0.9mm
- Sink accessories pack: UK SJK5510

UK SNK5216



Cabinet
Min 800



Compatible
with waste
disposal unit



Main bowl
capacity
26L



Lamona Kielder Single Bowl Sink

- Reversible
- Overall sink dimensions: L985mm x W508mm
- Main bowl dimensions: L400mm x W420mm x D185mm
- Material gauge: 0.9mm
- Sink accessories pack: UK SJK5520

UK SNK5113



Cabinet
Min 600



Compatible
with waste
disposal unit



Main bowl
capacity
31L



Lamona Ashworth 1.5 Bowl Sink

- Reversible
- Overall sink dimensions: L950mm x W508mm
- Main bowl dimensions: L360mm x W420mm x D150mm
- Material gauge: 0.7mm
- Sink accessories pack: SJK5410

UK SNK5161



Cabinet
Min 600



Compatible
with waste
disposal unit



Main bowl
capacity
22L



Lamona Ashworth Single Bowl Sink

- Reversible
- Overall sink dimensions: L950mm x W508mm
- Main bowl dimensions: L360mm x W420mm x D150mm
- Material gauge: 0.7mm
- Sink accessories pack: UK SJK5420

UK SNK5151



Cabinet
Min 500



Compatible
with waste
disposal unit



Main bowl
capacity
22L



Lamona Standard 1.5 Bowl Sink

- Reversible
- Overall sink dimensions: L965mm x W500mm
- Main bowl dimensions: L345mm x W395mm x D175mm
- Material gauge: 0.7mm

SNK5131



Cabinet
Min 600



Compatible
with waste
disposal unit*



Main bowl
capacity
23L



Lamona Single Bowl Sink (1 tap hole)[†]

- Reversible
- Overall sink dimensions: L1000mm x W510mm
- Main bowl dimensions: L415mm x W420mm x D165mm
- Material gauge: 0.6mm

SNK5111



Cabinet
Min 600



Compatible
with waste
disposal unit



Main bowl
capacity
28L



Lamona Compact Single Bowl Sink

- Reversible
- Overall sink dimensions: L800mm x W508mm
- Main bowl dimensions: L340mm x W425mm x D140mm
- Material gauge: 0.7mm

UK SNK6551



Cabinet
Min 450



Compatible
with waste
disposal unit



Main bowl
capacity
20L



Lamona Single Bowl Sink

- Reversible
- Overall sink dimensions: L965mm x W500mm
- Main bowl dimensions: L450mm x W390mm x D160mm
- Material gauge: 0.6mm

SNK5121



Cabinet
Min 600



Main bowl
capacity
28L



Lamona Single Bowl Sink

- Reversible
- Overall sink dimensions: L950mm x W508mm
- Main bowl dimensions: L420mm x W400mm x D160mm
- Material gauge: 0.6mm

UK SNK5141



Cabinet
Min 600



Main bowl
capacity
26L



Lamona Drayton Single Bowl Sink

- Reversible
- Overall sink dimensions: L950mm x W508mm
- Main bowl dimensions: L415mm x W345mm x D155mm
- Material gauge: 0.6mm

UK SNK5172



Cabinet
Min 500



Main bowl
capacity
22L



Lamona Shallow Single Bowl Sink

- LH/RH Drainer
- Overall sink dimensions: L950mm x W508mm
- Main bowl dimensions: L420mm x W350mm x D130mm
- Material gauge: 0.6mm

SNK0037/38



Cabinet
Min 500



Main bowl
capacity
19L



Square
drainer



Lamona Standard Single Bowl Sink (2 tap holes)

- LH/RH Drainer
- Overall sink dimensions: L940mm x W485mm
- Main bowl dimensions: L420mm x W340mm x D180mm
- Material gauge: 0.9mm

SNK0070/80



Cabinet
Min 500



Main bowl
capacity
25L



Lamona Single Bowl Sink (2 tap holes)[†]

- LH/RH Drainer **UK** SNK0027/28
- Overall sink dimensions: L950mm x W508mm
- Main bowl dimensions: L420mm x W350mm x D150mm
- Material gauge: 0.6mm



Cabinet
Min 500



Main bowl
capacity
22L



Lamona Single Bowl Sink (2 tap holes)

- LH/RH Drainer SNK0410/00
- Overall sink dimensions: L940mm x W485mm
- Main bowl dimensions: L415mm x W340mm x D160mm
- Material gauge: 0.7mm



Cabinet
Min 500



Main bowl
capacity
22L



Lamona Sit-on Single Bowl Sink (2 tap holes)^{*1}

- LH/RH Drainer **UK** SNK0052/62
- Overall sink dimensions: L1000mm x W600mm
- Main bowl dimensions: L420mm x W400mm x D160mm
- Material gauge: 0.6mm



Cabinet
Min 500



Main bowl
capacity
26L



Lamona Round Bowl Sink with Drainer

- Reversible SNK6041
- Overall sink dimensions: L900mm x W480mm
- Main bowl dimensions: Diameter 380mm x D165mm
- Material gauge: 0.8mm
- Sink accessories pack: SJN5013



Cabinet
Min 500



Compatible
with waste
disposal unit



Main bowl
capacity
20L



Lamona Round Bowl Sink

- Bowl SNK1421
- Overall sink dimensions: Diameter 450mm x D184mm
- Main bowl dimensions: Diameter 380mm x D180mm
- Material gauge: 0.9mm



Cabinet
Min 500



Compatible
with waste
disposal unit



Main bowl
capacity
20L



Lamona Single Square Bowl Sink

- Bowl SNK1441
- Overall sink dimensions: L452mm x W433mm
- Main bowl dimensions: L420mm x W395mm x D185mm
- Material gauge: 0.8mm



Cabinet
Min 500



Compatible
with waste
disposal unit



Main bowl
capacity
30L





Lamona Easton Undermount 1.5 Bowl Sink*2

- R/H SNK5821
- Overall sink dimensions: L590mm x W460mm
- Main bowl dimensions: L355mm x W410mm x D195mm
- Material gauge: 1.0mm



Cabinet
Min 600



Compatible
with waste
disposal unit



Main bowl
capacity
28L



Lamona Easton Undermount Single Bowl Sink*2

- Bowl SNK4931
- Overall sink dimensions: L510mm x W460mm
- Main bowl dimensions: L460mm x W410mm x D195mm
- Material gauge: 1.0mm



Cabinet
Min 600



Compatible
with waste
disposal unit



Main bowl
capacity
36L



Lamona Round Bowl Sink with Drainer



Lamona Easton Undermount 1.5 Bowl Sink

†Subject to availability

*1 Not suitable for 600mm or 800mm base cabinets.

*2 Not suitable for laminate worktops. Additional treatment required for use with timber. Further details available on request.

Ceramic

LAMONA

Our fireclay ceramic sinks have non-porous smooth surfaces and are largely resistant to stains.



Lamona Ceramic 1.5 Bowl Sink

- Reversible
- Overall sink dimensions: L1010mm x W525mm
- Main bowl dimensions: L320mm x W410mm x D185mm

SNK0302



Cabinet
Min 600



Compatible
with waste
disposal unit



Main bowl
capacity
24L



Lamona Ceramic Single Bowl Sink

- Reversible
- Overall sink dimensions: L1015mm x W525mm
- Main bowl dimensions: L450mm x W410mm x D185mm

SNK1012



Cabinet
Min 600



Compatible
with waste
disposal unit



Main bowl
capacity
34L



Lamona Ceramic 1.5 Bowl Undermount Sink*1 *2 *3

- R/H
- Overall sink dimensions: L544mm x W440mm
- Main bowl dimensions: L320mm x W385mm x D165mm

SNK5631



Cabinet
Min 600



Compatible
with waste
disposal unit



Main bowl
capacity
20L



Lamona White Ceramic Belfast Sink*1

- Reversible
- Overall sink dimensions: L595mm x W455mm
- Main bowl dimensions: L725mm x W385mm x D215mm

SNK1021



Belfast
sink base



Main bowl
capacity
43L



Lamona White Ceramic Belfast Sink



Lamona Grey Granite Composite Single Bowl Sink

Composite

LAMONA

Made using technically advanced polymers, our composite sinks are highly resistant to impact and scratching.



Lamona Cream Granite Composite 1.5 Bowl Sink

- Reversible
- Overall sink dimensions: L1000mm x W500mm
- Main bowl dimensions: L350mm x W430mm x D180mm



Cabinet
Min 600



Compatible
with waste
disposal unit



Main bowl
capacity
27L



Lamona Black Granite Composite 1.5 Bowl Sink

- Reversible
- Overall sink dimensions: L1000mm x W500mm
- Main bowl dimensions: L350mm x W430mm x D180mm



Cabinet
Min 600



Compatible
with waste
disposal unit



Main bowl
capacity
27L



Lamona Grey Granite Composite 1.5 Bowl Sink

- Reversible
- Overall sink dimensions: L1000mm x W500mm
- Main bowl dimensions: L350mm x W430mm x D180mm



Cabinet
Min 600



Compatible
with waste
disposal unit



Main bowl
capacity
27L



Lamona Cream Granite Composite Single Bowl Sink

- Reversible
- Overall sink dimensions: L860mm x W500mm
- Main bowl dimensions: L330mm x W430mm x D180mm



Cabinet
Min 500



Compatible
with waste
disposal unit



Main bowl
capacity
25L



Lamona Black Granite Composite Single Bowl Sink

- Reversible
- Overall sink dimensions: L860mm x W500mm
- Main bowl dimensions: L330mm x W430mm x D180mm



Cabinet
Min 500



Compatible
with waste
disposal unit



Main bowl
capacity
25L



Lamona Grey Granite Composite Single Bowl Sink

- Reversible
- Overall sink dimensions: L860mm x W500mm
- Main bowl dimensions: L330mm x W430mm x D180mm



Cabinet
Min 500



Compatible
with waste
disposal unit



Main bowl
capacity
25L

*1 Not suitable for laminate worktops. Additional treatment required for use with timber. Further details available on request.

*2 The half bowl acts as the overflow function for the sink and therefore cannot be sealed and does not hold water.

*3 Waste disposal unit only suitable for main bowl.



Lamona Black Standard Composite 1.5 Bowl Sink

- Reversible SNK2151
- Overall sink dimensions: L860mm x W500mm
- Main bowl dimensions: L340mm x W420mm x D180mm



Cabinet
Min 600



Compatible
with waste
disposal unit



Main bowl
capacity



Lamona Black Standard Composite Single Bowl Sink

- Reversible SNK2101
- Overall sink dimensions: L970mm x W500mm
- Main bowl dimensions: L415mm x W445mm x D180mm



Cabinet
Min 600



Compatible
with waste
disposal unit



Main bowl
capacity



Lamona Cream Granite Composite 1.5 Bowl Undermount Sink^{†*1*2}

- R/H SNK2117
- Overall sink dimensions: L555mm x W460mm
- Main bowl dimensions: L335mm x W400mm x D180mm



Cabinet
Min 600



Compatible
with waste
disposal unit



Main bowl
capacity



Lamona Black Standard Composite Single Bowl Sink

Waste Disposal

Fitted discreetly under the sink, waste disposal units are a practical solution for discarding waste by grinding food into particles that are automatically flushed away.



Deluxe Waste Disposal Unit WDU8920†

Features:

- 405 watt appliance input power
- 1425rpm motor speed
- Continuous feed
- Auto reverse grinding
- Built-in air switch
- 20% quieter than standard model
- Stainless steel stopper
- Removable splash guard
- 4 year guarantee
- Will fit all our sinks with an aperture of 90mm

**13
AMP**
Supply
needed



Waste Disposal Unit WDU8910

Features:

- 370 watt appliance input power
- 1425rpm motor speed
- Continuous feed
- Standard grind chamber
- Plastic stopper
- Fixed splash guard
- 2 year guarantee
- Will fit all our sinks with an aperture of 90mm

**13
AMP**
Supply
needed

Plumbing Kits



Use Space-Saver Plumbing Kits with Easy Fit Sink Base Units to enjoy a number of benefits, including improved storage, easy fitting/removal of the unit when a sink is already in situ, and improved aesthetic of fitted units.

Standard Plumbing Kits

Suitable for single bowl sinks	<u>PLU1000</u>
Suitable for 1.5 bowl sinks	<u>PLU2000</u>

Space-Saver Plumbing Kits

Suitable for single bowl sinks	<u>PLU5000</u>
Suitable for 1.5 bowl sinks	<u>PLU6000</u>

Flexible Plumbing Kit

Suitable for use with rise and fall systems when used with our single bowl sinks	<u>PLU3000</u>
--	----------------

Waste Kits

All sinks are provided with waste kits.

†Subject to availability

*¹ Not suitable for laminate worktops. Additional treatment required for use with timber. Further details available on request.

*² Waste disposal unit only suitable for main bowl.

Tap Guide

Our extensive range of taps will add the finishing touch to your sink area. With both traditional and modern styles, you will be sure to find the ideal blend of design and functionality.

Lamona branded taps are exclusive to Howdens Joinery and come with a 12 month guarantee. This means your trade professional is assured of local stock and availability, along with great functionality, reliability and the reassurance of high quality products to suit your Howdens kitchen.

All Lamona taps comply with the Water Supply (Water Fittings) Regulations 1999.



Lamona Chrome Sorico Monobloc Tap



Lamona Chrome Arno Single Lever Tap



Lamona Chrome Professional Style Monobloc Tap




Water Pressure
Minimum and maximum water pressure.



Dual Flow
Cold water passes through the outer tube and hot water through the inner tube.



Single Flow
Hot and cold water is mixed together in the body of the tap.



Products marked with this logo are designed to meet the requirements of Inclusive Kitchens.



Products identified with this symbol or **UK** are manufactured in the UK.



Lamona Chrome Professional Style Single Lever Tap

Chrome TAP9155
Recommended for high pressure water systems only

MIN BAR 1.5
MAX BAR 5.5

Water Pressure



Single Flow



Lamona Chrome Laveno Single Lever Tap

Chrome TAP2482
Recommended for high pressure water systems only

MIN BAR 0.5
MAX BAR 5.5

Water Pressure



Single Flow



Lamona Chrome Cubic Single Lever Tap

Chrome TAP9101
Recommended for high pressure water systems only

MIN BAR 0.5
MAX BAR 5.5

Water Pressure



Single Flow



Lamona Chrome Atomix Single Lever Tap

Chrome TAP2432

MIN BAR 0.3
MAX BAR 5.5

Water Pressure



Single Flow



Lamona Chrome Arno Single Lever Tap

Chrome TAP2422

MIN BAR 0.3
MAX BAR 5.5

Water Pressure



Single Flow



Monobloc Taps



Lamona Chrome Garda Swan Neck Filter Monobloc Tap

Chrome TAP1130

MIN BAR 0.3
MAX BAR 5.5

Hot & Cold Water Pressure

MIN BAR 0.75
MAX BAR 5.5

Filter Water Pressure



Dual Flow



Lamona Chrome Garda Swan Neck Monobloc Tap

Chrome TAP3521

MIN BAR 0.3
MAX BAR 5.5

Water Pressure



Dual Flow



Lamona Brushed Steel Effect Garda Swan Neck Monobloc Tap

Brushed Steel Effect TAP3531

MIN BAR 0.3
MAX BAR 5.5

Water Pressure



Dual Flow





Lamona Chrome Professional Style Monobloc Tap

Chrome TAP9157

MIN BAR 0.4
MAX BAR 5.5



Water Pressure

Single Flow



Lamona Chrome Arona Monobloc Tap

Chrome TAP9103
Recommended for high pressure water systems only

MIN BAR 0.5
MAX BAR 5.5



Water Press

Single Flow



Lamona Chrome Sorico Monobloc Tap

Chrome TAP3582

MIN BAR 0.4
MAX BAR 5.5



Water Pressure

Single Flow



Lamona Chrome Orta Swan Neck Monobloc Tap

Chrome TAP4132

MIN BAR 0.3
MAX BAR 5.5



Water Pressure

Dual Flow



Lamona Chrome Lugano Monobloc Tap

Chrome TAP3590

MIN BAR 0.3
MAX BAR 5.5



Water Pressure

Single Flow



Lamona Chrome Enza Monobloc Tap

Chrome TAP3585
Recommended for high pressure water systems only

MIN BAR 0.5
MAX BAR 5.5



Water Pressure

Single Flow



Lamona Black and Chrome Swan Neck Monobloc Tap

Black and Chrome TAP3630

MIN BAR 0.3
MAX BAR 5.5



Water Pressure

Dual Flow



Lamona Chrome Adra Swan Neck Monobloc Tap

Chrome TAP3541

MIN BAR 0.3
MAX BAR 5.5



Water Pressure

Dual Flow



Lamona Brushed Steel Effect Victorian Swan Neck Monobloc Tap

Brushed Steel Effect TAP4822

MIN BAR 0.3
MAX BAR 5.5



Water Pressure

Dual Flow





Lamona Chrome Victorian Swan Neck Monobloc Tap

Chrome TAP4802

MIN BAR
0.3
MAX BAR
5.5

Water Pressure



Dual Flow



Lamona Chrome Rhone Swan Neck Monobloc Tap

Chrome TAP3456

MIN BAR
0.3
MAX BAR
5.5

Water Pressure



Dual Flow



Lamona Chrome Hi-Tech Monobloc Tap

Chrome TAP3407

MIN BAR
0.2
MAX BAR
5.5

Water Pressure



Dual Flow



Lamona Brushed Steel Effect Hi-Tech Monobloc Tap

Brushed Steel Effect TAP3497

MIN BAR
0.2
MAX BAR
5.5

Water Pressure



Dual Flow



Lamona Chrome Monobloc Tap†

Chrome TAP9003

MIN BAR
0.2
MAX BAR
5.5

Water Pressure



Dual Flow



Lamona Chrome Effect Monobloc Tap

Chrome Effect TAP3303

MIN BAR
0.2
MAX BAR
5.5

Water Pressure



Dual Flow

Bridge Tap



Lamona Chrome Victorian Bridge Tap

Chrome TAP4810

MIN BAR
0.3
MAX BAR
5.5

Water Pressure



Single Flow



Deck Mixer Taps



Lamona Chrome Lever Deck Mixer Tap

Chrome TAP9023

MIN BAR
0.1
MAX BAR
5.5

Water Pressure



Dual Flow



Lamona Chrome Deck Mixer Tap

Chrome TAP2104

MIN BAR
0.1
MAX BAR
5.5

Water Pressure



Dual Flow

†Subject to availability

Pillar Taps



Pegler Chrome Lever Pillar Taps†

Chrome UK TAP9050

MIN BAR
0.1
MAX BAR
6

Water Pressure



Single Flow



Lamona Chrome Lever Pillar Taps

Chrome TAP9013

MIN BAR
0.1
MAX BAR
5.5

Water Pressure



Single Flow



Pegler Chrome Cross-Head Pillar Taps†

Chrome UK TAP9030

MIN BAR
0.1
MAX BAR
10

Water Pressure



Single Flow



Cross-Head Pillar Taps

Chrome TAP9005

MIN BAR
0.1
MAX BAR
10

Water Pressure



Single Flow



Lamona Chrome Pillar Taps

Chrome TAP1118

MIN BAR
0.1
MAX BAR
5.5

Water Pressure



Single Flow

Tap Accessories



Tap Brace SNK4000

Tap Flow Restrictors

Copper Tail TAP0017

Flexi Tail TAP0018

Howdens Appliance Service

All Lamona appliances include a 2 year manufacturer's guarantee. All Lamona ovens also include a 5 year guarantee on door glass.

Guarantee and How To Claim

Howdens Joinery supplies high quality kitchen appliances to trade customers from stock. When professionally installed in the home, these products will provide many years of reliable use.

In the unlikely event of a problem affecting the functioning of any of our appliances branded 'Lamona' or containing a rating plate stating 'HDA', that is the result of a defect in the manufacturing process or raw materials, we will happily, promptly and without charge, arrange for the replacement or repair of the faulty appliance. This guarantee commences at the date of purchase from Howdens in the UK and lasts for a period of 2 years for any defect (as described above) with the appliances and for a period of 5 years for any defective door glass fitted in a Lamona oven.

To qualify under this guarantee, any defects should be reported to us immediately after they have been identified and you must provide your proof of purchase. This guarantee is only available for appliances fitted in any domestic building or boat, in each case in the UK mainland and using UK mains power, and will not apply to any problems arising from any improper transportation, assembly, installation, use or maintenance, or where any repair work or other alterations have already been performed by persons not authorised by Howdens.

To claim under this guarantee, just call the Service Line on **0845 006 0006** and make sure that you have ready the appliance model and serial numbers, your proof of purchase and your full contact details.

This guarantee is provided by Howden Joinery Limited of 40 Portman Square, London W1H 6LT and is in addition to your statutory and contractual rights in relation to your goods.

The service includes:

- On hand operators to answer your call every day, except Christmas Day and Easter Sunday
- Calls to the service centre answered within 10 seconds
- Appointments to undertake functional repairs within two days of a call
- Fully trained engineers to ensure you receive fast and reliable service

For all non-Lamona branded appliances, please refer to the below contact details list:

Beko (Howdens Joinery Customer Direct Line)	0845 600 4910
Bosch	0844 892 8979
Daewoo	0800 408 9102
InSinkErator (Waste Disposal Units)	0800 389 3715
Leisure	0845 600 4921
Unbranded Products HAP6734/HAP6657	0844 515 8989
HJA8501/HJA8511/HJA7042/HJA8701/HJA8702/FHJ6105	0845 006 0006



Lamona Side Control White Ceramic Hob with Silver Knobs



Lamona White Single Fan Oven

Oven Comparison Guide

The below comparison guide can be used to compare the features and energy ratings for each oven.

Key Guide

Single Ovens

	 LAM3700 Lamona Touch Control Pyrolytic Oven	 LAM3600 Lamona Single Multi-Function Oven	 LMS3400 Lamona Single Fan Oven	 LAM3501 LAM3502 Lamona Side Opening Single Fan Oven	 LAM3402 Lamona White Single Fan Oven
Conventional Cooking - Uses heat from elements located in the top and bottom of the oven.	✓	✓			
Fan Assisted Cooking - Circulates the heat generated by upper and lower heating elements.		✓			
True Fan Cooking - The heating element is located around the fan for better heat circulation.	✓	✓	✓	✓	✓
Cooking with Lower Heating Element - The lower heating element is used independently to give concentrated lower heat, helping ensure food is cooked right through.	✓	✓			
Cooking with Upper Heating Element - The upper heating element is used independently to give concentrated top heat. It is advisable to use this facility for no more than 15 minutes, towards the end of cooking.					
Grilling - Choices include variable (adjustable power level) or fixed (adjustable shelf position), and on some products the option to use half the grill for small meals (dual zone).	✓	✓	✓	✓	✓
Fan Grilling - The grill element browns food and seals in the juices, while the fan circulates heat evenly. As it needs lower temperatures, it is more economical.	✓	✓	✓	✓	✓
Combination Cooking - By combining both the microwave and oven elements of the appliance, food can be cooked quickly whilst still browning and retaining the taste.					
Rapid Heat - Significantly reduces pre-heating times by rapidly heating the oven to the required temperature. Once the temperature is reached, the oven can be turned to the desired function for cooking.	✓	✓			
Defrosting - Using the fan without heat circulates air around frozen food. It is more hygienic than leaving frozen food out to defrost over a long period of time.	✓	✓	✓	✓	✓
Pyrolytic Cleaning - This setting heats the oven to 500°C which will burn dirt and grease into ash. This can then be simply wiped clean which is easier and more economical than cleaning by hand.	✓				
Telescopic Runners - Telescopic shelf rails are fitted with bearings for smooth and stable running. Food can be accessed without removal from the oven.	✓	✓		✓	
Touch Control - Allows for precise control of the oven, as well as having an easy to clean surface.	✓				
Oven Net Usable Capacity - Minimum oven capacity in litres.	72	65	65	65	65
Energy Efficiency - Energy rating.	A	A	A	A	A
Amperage Required - Supply needed.	13	13	13	13	13
Child Lock - This safety feature prevents the oven from being switched on accidentally.					
Inclusive Kitchens - Products marked with this logo are designed to meet the requirements of Inclusive Kitchens.				✓	

Single Ovens



LAM3403
Lamona Black
Single Fan
Oven



LAM3301
Lamona Single
Fan Assisted
Oven



LMS3200
Lamona Single
Conventional
Oven



LAM3205
Lamona
White Single
Conventional
Oven



LAM3206
Lamona
Black Single
Conventional
Oven



LAM3100
Lamona Single
Conventional
Compact Oven



HAP3331
Bosch Single
Fan Oven



HAP3300
Bosch Standard
Single Fan Oven



LAM7000
Lamona
Touch Control
Combination
Microwave



HAP7010
Bosch Integrated
Combination
Microwave

	✓	✓	✓	✓	✓			✓	
	✓								
✓						✓	✓	✓	✓
	✓	✓	✓	✓	✓				
✓	✓	✓	✓	✓	✓	✓	✓	✓	✓
✓	✓					✓	✓	✓	✓
								✓	
	✓							✓	
✓						✓	✓	✓	✓
								✓	
65	65	65	65	65	45	67*	67*	43	36*
A	A	A	A	A	A	A	A		
13	13	13	13	13	13	16	13	13	15
						✓	✓		✓

*Oven capacity to EN50304

Oven Comparison Guide

The below comparison guide can be used to compare the features and energy ratings for each oven.

Key Guide

Conventional Cooking - Uses heat from elements located in the top and bottom of the oven.	
Fan Assisted Cooking - Circulates the heat generated by upper and lower heating elements.	
True Fan Cooking - The heating element is located around the fan for better heat circulation.	
Cooking with Lower Heating Element - The lower heating element is used independently to give concentrated lower heat, helping ensure food is cooked right through.	
Cooking with Upper Heating Element - The upper heating element is used independently to give concentrated top heat. It is advisable to use this facility for no more than 15 minutes, towards the end of cooking.	
Grilling - Choices include variable (adjustable power level) or fixed (adjustable shelf position), and on some products the option to use half the grill for small meals (dual zone).	
Fan Grilling - The grill element browns food and seals in the juices, while the fan circulates heat evenly. As it needs lower temperatures, it is more economical.	
Rapid Heat - Significantly reduces pre-heating times by rapidly heating the oven to the required temperature. Once the temperature is reached, the oven can be turned to the desired function for cooking.	
Defrosting - Using the fan without heat circulates air around frozen food. It is more hygienic than leaving frozen food out to defrost over a long period of time.	
Flame Failure Device - Part of the gas burner system that detects if the flame is extinguished and cuts off the gas supply.	
Automatic Ignition - The burner is automatically ignited at the turn of a knob.	
Telescopic Runners - Telescopic shelf rails are fitted with bearings for smooth and stable running. Food can be accessed without removal from the oven.	
Oven Net Usable Capacity - Minimum oven capacity in litres.	65 ltrs
Energy Efficiency - Energy rating.	A
Amperage Required - Supply needed.	13 AMP
Child Lock - This safety feature prevents the oven from being switched on accidentally.	

Double Ovens							
LAM4601 Lamona Double Fan Oven		LMS4400 Lamona Built-Under Double Fan Oven		HAP4330 Bosch Double Fan Oven		HAP4500 Bosch Built-Under Double Fan Oven	
TOP	MAIN	TOP	MAIN	TOP	MAIN	TOP	MAIN
✓		✓		✓		✓	
	✓		✓		✓		✓
✓		✓					
✓		✓		✓		✓	
	✓		✓		✓		✓
35	65	35	45	35*	71*	35*	56*
A	A	A	A	A	A	A	A
20	20	20	20	20	20	20	20
					✓		✓

Range Cookers



HAP5000
Leisure Stainless Steel
Range Cooker



HAP5001
Leisure Black Range Cooker




TOP LEFT OVEN	BOTTOM LEFT OVEN	RIGHT OVEN	TOP LEFT OVEN	BOTTOM LEFT OVEN	RIGHT OVEN
✓	✓		✓	✓	
	✓			✓	
	✓	✓		✓	✓
	✓			✓	
	✓			✓	
✓	✓		✓	✓	
	✓	✓		✓	✓
(Hob)			(Hob)		
(Hob)			(Hob)		
✓	✓		✓	✓	
26	45	66	26	45	66
B	A	A	B	A	A
32	32	32	32	32	32






*Oven capacity to EN50304

Hob Comparison Guide

The below comparison guide can be used to compare the features and power rating for each hob.

Key Guide

<p>Touch Control - Allows for precise control of the hob as well as having an easy to clean surface.</p> 
<p>Automatic Ignition - The burner is automatically ignited at the turn of a knob.</p> 
<p>Booster - This facility enables water to be brought to the boil quickly and efficiently. The selected cooking zone heats to maximum power for a period of time before automatically dropping to a lower power setting.</p> 
<p>Flame Failure Device - Part of the gas burner system that detects if the flame is extinguished and cuts off the gas supply.</p> 
<p>Timer - The cooking zone automatically switches off once the cooking time has come to an end.</p> 
<p>Residual Heat Indicator - Warns that hobs are hot even after turning off.</p> 
<p>Hi-lite Cooking Element - Heats up in less than five seconds.</p> 
<p>Flush Fitting Design - Hob reaches only 5mm above the worktop for attractive lines.</p> 
<p>Power Rating - The minimum power consumption of each burner/plate in kilowatts (kW).</p> 
<p>Child Lock - This safety feature prevents the hob from being switched on accidentally.</p> 
<p>Amperage Required - Supply needed.</p> 
<p>Inclusive Kitchens - Products marked with this logo are designed to meet the requirements of Inclusive Kitchens.</p> 

Ceramic Hobs																											
																											
LAM1763 Lamona Front Touch Control Induction Hob	LAM1741 Lamona Front Touch Control Ceramic Hob	LMS1700 Lamona Side Control Black Ceramic Hob	LAM1702 LAM1711 Lamona Side Control White Ceramic Hob	LAM1742 Lamona Front Touch Control Ceramic Domino Hob	HAP1674 Bosch Front Touch Control Ceramic Hob																						
✓	✓			✓	✓																						
✓				✓																							
✓	✓																										
✓	✓	✓	✓	✓	✓																						
	✓	✓	✓	✓	✓																						
	✓	✓	✓	✓	✓																						
<table border="1"> <tr> <td>1.4</td><td>1.85</td> </tr> <tr> <td>1.85</td><td>1.4</td> </tr> </table>	1.4	1.85	1.85	1.4	<table border="1"> <tr> <td>1.2</td><td>1.8</td> </tr> <tr> <td>2.1</td><td>1.2</td> </tr> </table>	1.2	1.8	2.1	1.2	<table border="1"> <tr> <td>1.2</td><td>1.7</td> </tr> <tr> <td>1.7</td><td>1.2</td> </tr> </table>	1.2	1.7	1.7	1.2	<table border="1"> <tr> <td>1.2</td><td>1.7</td> </tr> <tr> <td>1.7</td><td>1.2</td> </tr> </table>	1.2	1.7	1.7	1.2	<table border="1"> <tr> <td>1.8</td><td>1.2</td> </tr> </table>	1.8	1.2	<table border="1"> <tr> <td>2.0</td><td>1.2</td> </tr> <tr> <td>1.2</td><td>2.2</td> </tr> </table>	2.0	1.2	1.2	2.2
1.4	1.85																										
1.85	1.4																										
1.2	1.8																										
2.1	1.2																										
1.2	1.7																										
1.7	1.2																										
1.2	1.7																										
1.7	1.2																										
1.8	1.2																										
2.0	1.2																										
1.2	2.2																										
✓	✓			✓	✓																						
32 AMP	32 AMP	25 AMP	25 AMP	13 AMP	32 AMP																						
✓	✓			✓	✓																						

Electric Hobs



LAM1211
Lamona
Electric Hob



LAM1210
Lamona
Enamel
Electric Hob



LAM1213
Lamona
Enamel
Electric Hob



LAM1214
Lamona
Electric
Domino Hob



HAP1211
Bosch
Standard
Electric Hob



LAM1180
Lamona
Professional
5 Burner
Gas Hob



LAM1160
Lamona
Professional
Gas Hob



LAM1001
Lamona
Gas Hob



LAM1000
Lamona
Enamel Gas
Hob



LAM1003
Lamona
Enamel
Gas Hob



LAM1004
Lamona Gas
Domino Hob



HAP1170
Bosch
5 Burner
Gas Hob



HAP1160
Bosch Gas
Hob



HAP1141
Bosch
Standard
Gas Hob

Gas Hobs

$\frac{1.5}{2.0} | \frac{1.5}{1.5}$

$\frac{1.5}{2.0} | \frac{1.5}{1.5}$

$\frac{1.5}{2.0} | \frac{1.5}{1.5}$

$\frac{1.5}{1.5}$

$\frac{1.5}{2.0} | \frac{2.0}{1.5}$

$\frac{2.9}{1.0} | \frac{3.6}{2.0} | \frac{2.0}{2.0}$

$\frac{2.9}{1.0} | \frac{2.0}{2.0}$

$\frac{2.0}{2.9} | \frac{2.0}{1.0}$

$\frac{2.0}{2.9} | \frac{2.0}{1.0}$

$\frac{2.0}{2.9} | \frac{2.0}{1.0}$

$\frac{3.0}{1.0}$

$\frac{1.7}{1.0} | \frac{4.0}{1.7} | \frac{3.0}{1.7}$

$\frac{1.7}{1.7} | \frac{3.0}{1.0}$

$\frac{1.75}{3.0} | \frac{1.75}{1.0}$

**32
AMP**

**32
AMP**

**32
AMP**

**13
AMP**

**25
AMP**

**3
AMP**

**3
AMP**

**3
AMP**

**3
AMP**

**3
AMP**

**3
AMP**

**3
AMP**

**3
AMP**

**3
AMP**

✓

✓

✓

✓

✓

Extractor Comparison Guide



The below comparison guide can be used to compare features such as extraction rate and noise level for each extractor.



Key Guide


Extraction Rate - Minimum rate of extraction in cubic metres per hour. Rate of extraction is based on ducted installation.	
Fan Speeds - Number of fan speeds available.	
Noise Level - In decibels at maximum fan speed (dBA).	
Built In Light - A secondary source of light for convenience whilst cooking.	
Ducting Kit - Diameter sizes which can be used.	
Automatic Fan - Microswitch control operates fan automatically when door or visor is opened.	
Remote Control - Remote operation for ease of use.	
Amperage Required - Supply needed.	
Inclusive Kitchens - Products marked with this logo are designed to meet the requirements of Inclusive Kitchens.	



Chimney Extractors

HJA2600 Lamona Angled Chimney Extractor	LAM2591 LAM2571 LAM2563 Lamona Flat Glass Extractor 90/70/60cm	LAM2564† Lamona White Flat Glass Extractor 60cm	LAM2565† Lamona Black Flat Glass Extractor 60cm	LAM2503 LAM2502 Lamona Curved Glass Extractor 90/60cm	LAM2403 Lamona Stainless Steel Chimney Extractor 90cm	LAM2543 Lamona Black Chimney Extractor 90cm
851	380	380	380	515	530	380
3	3	3	3	3	3	3
61	55	55	55	54	69	58
✓	✓	✓	✓	✓	✓	✓
125	125 150	125 150	125 150	125 150	125	125
✓						
3 AMP	3 AMP	3 AMP	3 AMP	3 AMP	3 AMP	3 AMP
✓						

Chimney Extractors		
		
LMS2400 Lamona Stainless Steel Standard Chimney Extractor 60cm	LAM2401 Lamona Black Standard Chimney Extractor 60cm	HAP2412 Bosch Standard Chimney Extractor 60cm
234	270	400
3	3	3
62	62	65
✓	✓	✓
125	125	125
3 AMP	3 AMP	3 AMP

Island Chimney Extractors	
	
LAM2603 Lamona Stainless Steel and Glass Island Chimney Extractor	LAM2601 Lamona Stainless Steel Cylinder Island Chimney Extractor
464	507
3	3
69	61
✓	✓
125 150	125 150
3 AMP	3 AMP














Canopy/Integrated Extractors		
		
LAM2300 Lamona Shallow Canopy Extractor	HJA2241 Integrated Turbo Extractor 60cm	HJA2231 Integrated Extractor 60cm
250	330	220
3	3	3
52	58	60
✓	✓	✓
125	125 150	125 150
✓	✓	✓
3 AMP	3 AMP	3 AMP






Conventional Extractors	
	
HJA2180 Lamona Deluxe Conventional Extractor 60cm	HJA2182 Lamona Conventional Extractor 60cm
180	180
3	3
55	55
✓	✓
125	125
3 AMP	3 AMP

Refrigeration Comparison Guide










The below comparison guide can be used to compare features such as net capacity and ice box rating.

Key Guide



Frost Free - Prevents the build up of frost and removes the need to defrost the freezer.	
Fast Freeze - Rapidly freezes freshly prepared or recently purchased food, preventing the freezer temperature from rising too high.	
Storage Period in Power Failure - The length of time in hours that food will be kept frozen before defrosting begins.	
Ice Box Rating - Freezers are graded using a four star rating system, which specifies the minimum temperature and maximum storage time for freezing fresh food.	
Temperature Warning Indicator - Warns if the temperature within the freezer rises.	
Net Usable Capacity - Fridge net storage capacity in litres.	
Net Usable Capacity - Freezer net storage capacity in litres.	
Thermostatic Regulator - Varies the internal temperature.	
Concealed Evaporator Plate - For hygiene and easy cleaning.	
CFC/HFC free - All fridges and freezers are free from CFC and HFC gases which are harmful to the environment.	
Energy Efficiency - Energy rating.	
Amperage Required - Supply needed.	
Inclusive Kitchens - Products marked with this logo are designed to meet the requirements of Inclusive Kitchens.	

Built-Under Refrigeration				
				
HJA6132 Lamona Built-Under Integrated Fridge	HJA6312 Lamona Built-Under Integrated Larder Fridge	LAM6400 Lamona Built-Under Integrated Freezer	HAP6301 Bosch Built-Under Integrated Larder Fridge	HAP6401 Bosch Built-Under Integrated Freezer
		✓		✓
10		19		24
★★ ★★		★★ ★★		★★ ★★
		✓		✓
105	128		138	
18		87		98
✓	✓		✓	
✓	✓		✓	
✓	✓	✓	✓	✓
A+	A+	A+	A+	A+
13 AMP	13 AMP	13 AMP	13 AMP	13 AMP
✓	✓	✓	✓	✓

Tower Refrigeration

								
HJA6856 Lamona Integrated 50/50 Frost Free Fridge Freezer	HJA6015 Lamona Integrated 70/30 Frost Free Fridge Freezer	HJA6853 Lamona Integrated 50/50 Fridge Freezer	LAM6800 Lamona Integrated 70/30 Fridge Freezer	LAM6700 Lamona Integrated Full- Height Larder Fridge	HJA6750 Lamona Integrated Full- Height Freezer	HAP6023 Bosch Integrated 70/30 Fridge Freezer	HAP6734 [†] Integrated Tower Larder Fridge	HAP6657 [†] Integrated Tower Freezer
✓	✓				✓			
✓	✓	✓			✓			✓
13	13	14	20		15	13		16
★★ ★★	★★ ★★	★★ ★★	★★ ★★		★★ ★★	★★ ★★		★★ ★★
					✓			✓
155	193	155	189	310		217	155	
62	49	69	55		196	60		89
✓	✓	✓	✓	✓		✓	✓	
✓	✓	✓	✓	✓		✓	✓	
✓	✓	✓	✓	✓	✓	✓	✓	✓
A ⁺	A ⁺	A ⁺	A ⁺	A ⁺	A ⁺	A ⁺	A ⁺	A ⁺
13 AMP	13 AMP	13 AMP	13 AMP	13 AMP	13 AMP	13 AMP	13 AMP	13 AMP
	✓		✓			✓	✓	✓

Drinks Coolers

	
LAM6911 Lamona 300mm Drinks Cooler	LAM6902 Lamona 150mm Drinks Cooler
58	23
✓	✓
✓	✓
✓	✓
B	C
13 AMP	13 AMP

Dishwasher Comparison Guide

Key Guide


The below comparison guide can be used to compare the features and rating for each dishwasher.

Capacity - Number of place settings. One place setting consists of a dinner plate, soup plate, dessert plate, glass tumbler, tea cup and saucer, knife, fork, soup spoon, dessert spoon and teaspoon.	
Water Usage - Consumption of water in litres on normal wash programme.	
Automatic Water Softener - Ensures the correct amount of salt is released for each load.	
Watersafe Waterstop System - In the event of a leak, the water supply to the dishwasher is switched off automatically.	
Noise Level - In decibels (dBA).	
Top Cutlery Tray - Third unique loading level for cutlery/utensils located at the top of the dishwasher, freeing more space in the lower basket.	
'Fast Click' Height Adjustable Basket - 'Fast Click' uses a clip system to alter the height of the top basket.	
Standard Height Adjustable Basket - To adjust the height, remove the whole basket.	
Upper Basket Folding Racks - Folding upper basket racks to allow 2 tier stacking and greater flexibility.	
Upper Basket Folding Tines - Tines can be folded down to create more space for glasses or mugs.	
Lower Basket Folding Plate Tines - Support tines can be adjusted to accommodate larger items such as saucepans and large bowls.	
Sliding Cutlery Basket - Feature designed to allow free placement of dishes according to size by moving the cutlery basket along the tines.	
Plate Size Diameter (cm) - The maximum plate size in cm the dishwasher can hold.	
Salt and Rinse Aid Warning Indicator - Warning indicator to show when dispensers need refilling. Rinse aid is released during the final hot rinse cycle to remove spots or streaks. Salt is added to soften water and prevent streaking caused by limescale.	
Power Usage - In kW/h on normal wash.	
Energy Efficiency - Energy rating.	
Wash Efficiency - Wash rating.	
Drying Efficiency - Drying rating.	
Amperage Required - Supply needed.	
Child Lock - This safety feature prevents unwanted changes to appliance settings.	

Dishwashers

13	12	12	10	12
10	12	14	13	12
✓	✓	✓	✓	✓
✓	✓	✓	✓	✓
46	49	49	51	46
✓	✓			✓
✓	✓			✓
			✓	
✓	✓	✓	✓	✓
✓	✓			✓
✓	✓			✓
✓	✓			✓
35	35	31	31	30
✓	✓	✓	✓	✓
1.03	1.02	1.02	0.94	1.03
A+	A+	A+	A	A+
A	A	A	A	A
A	A	A	A	A
13 AMP	13 AMP	13 AMP	13 AMP	13 AMP
				✓












Laundry

 HJA8511 1600rpm Integrated Washing Machine	 HJA8501 1400rpm Integrated Washing Machine	 HJA8702 1400rpm Integrated Washer Dryer	 HJA8800 Lamona Integrated Tumble Dryer	 HAP8510 Bosch Integrated Washing Machine	 HAP8700 Bosch Integrated Washer Dryer
7kg	7kg	7/4kg	6kg	7kg	6/3kg
1600	1400	1400		1200	1400
✓	✓	✓		✓	✓
✓	✓	✓		✓	✓
✓	✓	✓		✓	✓
		✓			✓
✓	✓	✓			✓
A ⁺	A ⁺	A	C	A ⁺	B
A	A	A		A	A
A	B	B		B	B
13 AMP	13 AMP	13 AMP	13 AMP	13 AMP	13 AMP

Key Guide

Laundry Comparison Guide

The comparison guide below can be used to compare the features for each laundry appliance.












	Wash/Dry Load - Maximum wash/dry capacity (kg).
	Spin Speed - Measured in revolutions per minute (rpm). At a fast spin speed, more water is extracted from the wash load, reducing drying time and overall running cost.
	Cold Fill - An energy efficient system. Only the water required for the washing is heated. There is no loss of heat in the pipeline from the hot water tank or boiler to the machine. This can also increase the efficiency of the enzymes within detergents.
	Automatic Load Detection System - The washing machine is fitted with a sensor, enabling it to use the exact amount of water needed to wash and rinse in relation to the load, without compromising performance.
	Economy Programme - A programme feature designed to reduce energy consumption.
	Condenser Dryer - Does not require a vent. Condenses and pumps water through waste pipe or separate pull out tray.
	Child lock - This safety feature prevents unwanted changes to appliance settings.
	Energy Efficiency - Energy rating.
	Wash Efficiency - Wash rating.
	Spin Drying Efficiency - Spin drying rating.
	Amperage Required - Supply needed.

Sink and Tap Matrix

The guide below can be used to check which taps are compatible with which sink.

		Single Lever Taps				
						
		TAP9155 Lamona Chrome Professional Style Single Lever Tap	TAP2482 Lamona Chrome Laveno Single Lever Tap	TAP9101 Lamona Chrome Cubic Single Lever Tap	TAP2432 Lamona Chrome Atomix Single Lever Tap	TAP2422 Lamona Chrome Arno Single Lever Tap
Stainless Steel Sinks	SNK6031/36 Lamona Windermere 1.5 Bowl Sink 	✓	✓	✓	✓	✓
	SNK6021/26 Lamona Windermere Single Bowl Sink 	✓	✓	✓	✓	✓
	SNK5219/09 Lamona Dorney 1.5 Bowl Sink 	✓	✓	✓	✓	✓
	SNK5217/07 Lamona Dorney Single Bowl Sink 	✓	✓	✓	✓	✓
	SNK6011/16 Lamona Belmont 1.5 Bowl Sink 	✓	✓	X*	✓	✓
	SNK6001/06 Lamona Belmont Single Bowl Sink 	✓	✓	X*	✓	✓
	SNK5216 Lamona Kielder 1.5 Bowl Sink 	✓	✓	X*	✓	✓
	SNK5113 Lamona Kielder Single Bowl Sink 	✓	✓	X*	✓	✓
	SNK5161 Lamona Ashworth 1.5 Bowl Sink 	✓	✓	X*	✓	✓
	SNK5151 Lamona Ashworth Single Bowl Sink 	✓	✓	X*	✓	✓
	SNK5131 Lamona Standard 1.5 Bowl Sink 	✓	✓	X*	✓	✓
	SNK5111 Lamona Single Bowl Sink† (1 tap hole) 	✓	✓	X	✓	✓
	SNK6551 Lamona Compact Single Bowl Sink 	✓	✓	X*	✓	✓
	SNK5121/41 Lamona Single Bowl Sink 	✓	✓	X*	✓	✓
	SNK5172 Lamona Drayton Single Bowl Sink 	✓	✓	X*	✓	✓
	SNK0037/38 Lamona Shallow Single Bowl Sink 	X	X	X	X	X
	SNK0070/80 Lamona Standard Single Bowl Sink (2 tap holes) 	X	X	X	X	X
	SNK0027/28 Lamona Single Bowl Sink† (2 tap holes) 	X	X	X	X	X
SNK0410/00 Lamona Single Bowl Sink (2 tap holes) 	X	X	X	X	X	
SNK0052/62 Lamona Sit-on Single Bowl Sink (2 tap holes) 	X	X	X	X	X	










Monobloc Taps

 TAP1130 Lamona Chrome Garda Swan Neck Filter Monobloc Tap	 TAP3521/31 Lamona Chrome/ Brushed Steel Effect Garda Swan Neck Monobloc Tap	 TAP9157 Lamona Chrome Professional Style Monobloc Tap	 TAP9103 Lamona Chrome Arona Monobloc Tap	 TAP3582 Lamona Chrome Sorico Monobloc Tap	 TAP4132 Lamona Chrome Orta Swan Neck Monobloc Tap	 TAP3590 Lamona Chrome Lugano Monobloc Tap	 TAP3585 Lamona Chrome Enza Monobloc Tap	 TAP3630 Lamona Black & Chrome Swan Neck Monobloc Tap	 TAP3541 Lamona Chrome Adra Swan Neck Monobloc Tap	 TAP4822 Lamona Brushed Steel Effect Victorian Swan Neck Monobloc Tap
✓	✓	✓	✓	✓	✓	✓	✓	✓	✓	✓
✓	✓	✓	✓	✓	✓	✓	✓	✓	✓	✓
✓	✓	✓	✓	✓	✓	✓	✓	✓	✓	✓
✓	✓	✓	✓	✓	✓	✓	✓	✓	✓	✓
✓	✓	✓	X*	✓	✓	✓	✓	✓	✓	✓
✓	✓	✓	X*	✓	✓	✓	✓	✓	✓	✓
✓	✓	✓	X*	✓	✓	✓	✓	✓	✓	✓
✓	✓	✓	X*	✓	✓	✓	✓	✓	✓	✓
✓	✓	✓	X*	✓	✓	✓	✓	✓	✓	✓
✓	✓	✓	X*	✓	✓	✓	✓	✓	✓	✓
✓	✓	✓	X*	✓	✓	✓	✓	✓	✓	✓
✓	✓	✓	X*	✓	✓	✓	✓	✓	✓	✓
✓	✓	✓	X*	✓	✓	✓	✓	✓	✓	✓
✓	✓	✓	X*	✓	✓	✓	✓	✓	✓	✓
✓	✓	✓	X*	✓	✓	✓	✓	✓	✓	✓
✓	✓	✓	X*	✓	✓	✓	✓	✓	✓	✓
✓	✓	✓	X*	✓	✓	✓	✓	✓	✓	✓
✓	✓	✓	X*	✓	✓	✓	✓	✓	✓	✓
X	X	X	X	X	X	X	X	X	X	X
X	X	X	X	X	X	X	X	X	X	X
X	X	X	X	X	X	X	X	X	X	X
X	X	X	X	X	X	X	X	X	X	X
X	X	X	X	X	X	X	X	X	X	X

*Subject to availability *Tap will fit, however it is not recommended for use with this sink as the base may overhang the curved edge of the drainer.

Sink and Tap Matrix

The guide below can be used to check which taps are compatible with which sink.

Stainless Steel Sinks	SNK6031/36 Lamona Windermere 1.5 Bowl Sink	
	SNK6021/26 Lamona Windermere Single Bowl Sink	
	SNK5219/09 Lamona Dorney 1.5 Bowl Sink	
	SNK5217/07 Lamona Dorney Single Bowl Sink	
	SNK6011/16 Lamona Belmont 1.5 Bowl Sink	
	SNK6001/06 Lamona Belmont Single Bowl Sink	
	SNK5216 Lamona Kielder 1.5 Bowl Sink	
	SNK5113 Lamona Kielder Single Bowl Sink	
	SNK5161 Lamona Ashworth 1.5 Bowl Sink	
	SNK5151 Lamona Ashworth Single Bowl Sink	
	SNK5131 Lamona Standard 1.5 Bowl Sink	
	SNK5111 Lamona Single Bowl Sink† (1 tap hole)	
	SNK6551 Lamona Compact Single Bowl Sink	
	SNK5121/41 Lamona Single Bowl Sink	
	SNK5172 Lamona Drayton Single Bowl Sink	
	SNK0037/38 Lamona Shallow Single Bowl Sink	
	SNK0070/80 Lamona Standard Single Bowl Sink (2 tap holes)	
	SNK0027/28 Lamona Single Bowl Sink† (2 tap holes)	
SNK0410/00 Lamona Single Bowl Sink (2 tap holes)		
SNK0052/62 Lamona Sit-on Single Bowl Sink (2 tap holes)		

Monobloc Taps				
				
TAP4802 Lamona Chrome Victorian Swan Neck Monobloc Tap	TAP3456 Lamona Chrome Rhone Swan Neck Monobloc Tap	TAP3407/97 Lamona Chrome/Brushed Steel Effect Hi-Tech Monobloc Tap	TAP9003† Lamona Chrome Monobloc Tap	TAP3303 Lamona Chrome Effect Monobloc Tap
✓	✓	✓	✓	✓
✓	✓	✓	✓	✓
✓	✓	✓	✓	✓
✓	✓	✓	✓	✓
✓	✓	✓	✓	✓
✓	✓	✓	✓	✓
✓	✓	✓	✓	✓
✓	✓	✓	✓	✓
✓	✓	✓	✓	✓
✓	✓	✓	✓	✓
✓	✓	✓	✓	✓
✓	✓	✓	✓	✓
✓	✓	✓	✓	✓
✓	✓	✓	✓	✓
✓	✓	✓	✓	✓
✓	✓	✓	✓	✓
✓	✓	✓	✓	✓
✓	✓	✓	✓	✓
X	X	X	X	X
X	X	X	X	X
X	X	X	X	X
X	X	X	X	X
X	X	X	X	X
X	X	X	X	X
X	X	X	X	X
X	X	X	X	X

Bridge Tap	Deck Mixer Taps		Pillar Taps				
TAP4810 Lamona Chrome Victorian Bridge Tap	TAP9023 Lamona Chrome Lever Deck Mixer Tap	TAP2104 Lamona Chrome Deck Mixer Tap	TAP9050† Pegler Chrome Lever Pillar Taps	TAP9013 Lamona Chrome Lever Pillar Taps	TAP9030† Pegler Chrome Cross-Head Pillar Taps	TAP9005 Cross-Head Pillar Taps	TAP1118 Lamona Chrome Pillar Taps
X	X	X	X	X	X	X	X
X	X	X	X	X	X	X	X
X	X	X	X	X	X	X	X
X	X	X	X	X	X	X	X
X	X	X	X	X	X	X	X
X	X	X	X	X	X	X	X
X	X	X	X	X	X	X	X
X	X	X	X	X	X	X	X
X	X	X	X	X	X	X	X
X	X	X	X	X	X	X	X
X	X	X	X	X	X	X	X
X	X	X	X	X	X	X	X
X	X	X	X	X	X	X	X
X	X	X	X	X	X	X	X
X	X	X	X	X	X	X	X
X	X	X	X	X	X	X	X
X	X	X	X	X	X	X	X
X	X	X	X	X	X	X	X
X	X	X	X	X	X	X	X
X	X	X	X	X	X	X	X
X	X	X	X	X	X	X	X
X	X	X	X	X	X	X	X
X	X	X	X	X	X	X	X
X	X	X	X	X	X	X	X
X	X	X	X	X	X	X	X
X	X	X	X	X	X	X	X
X	X	X	X	X	X	X	X
✓	✓	✓	✓	✓	✓	✓	✓
✓	✓	✓	✓	✓	✓	✓	✓
✓	✓	✓	✓	✓	✓	✓	✓
✓	✓	✓	✓	✓	✓	✓	✓
✓	✓	✓	✓	✓	✓	✓	✓
✓	✓	✓	✓	✓	✓	✓	✓

Sink and Tap Matrix

The guide below can be used to check which taps are compatible with which sink.

		Single Lever Taps				
						
		TAP9155 Lamona Chrome Professional Style Single Lever Tap	TAP2482 Lamona Chrome Laveno Single Lever Tap	TAP9101 Lamona Chrome Cubic Single Lever Tap	TAP2432 Lamona Chrome Atomix Single Lever Tap	TAP2422 Lamona Chrome Arno Single Lever Tap
Stainless Steel Sinks	SNK6041 Lamona Round Bowl Sink with Drainer 	✓	✓	✓	✓	✓
	SNK1421 Lamona Round Bowl Sink 	✓	✓	✓	✓	✓
	SNK1441 Lamona Single Square Bowl Sink 	✓	✓	✓	✓	✓
	SNK5821 Lamona Easton Undermount 1.5 Bowl Sink 	✓*	✓*	✓*	✓*	✓*
	SNK4931 Lamona Easton Undermount Single Bowl Sink 	✓	✓	✓	✓	✓
Ceramic Sinks	SNK0302 Lamona Ceramic 1.5 Bowl Sink 	✓	✓	✓	✓	✓
	SNK1012 Lamona Ceramic Single Bowl Sink 	✓	✓	✓	✓	✓
	SNK5631 Lamona Ceramic 1.5 Bowl Undermount Sink 	✓*	✓*	✓*	✓*	✓*
	SNK1021 Lamona White Ceramic Belfast Sink 	✓	✓	✓	✓	✓
Composite Sinks	SNK2157 Lamona Cream Granite Composite 1.5 Bowl Sink 	✓	✓	✓	✓	✓
	SNK2107 Lamona Cream Granite Composite Single Bowl Sink 	✓	✓	✓	✓	✓
	SNK2154 Lamona Black Granite Composite 1.5 Bowl Sink 	✓	✓	✓	✓	✓
	SNK2104 Lamona Black Granite Composite Single Bowl Sink 	✓	✓	✓	✓	✓
	SNK2158 Lamona Grey Granite Composite 1.5 Bowl Sink 	✓	✓	✓	✓	✓
	SNK2108 Lamona Grey Granite Composite Single Bowl Sink 	✓	✓	✓	✓	✓
	SNK2151 Lamona Black Standard Composite 1.5 Bowl Sink 	✓	✓	✓	✓	✓
	SNK2101 Lamona Black Standard Composite Single Bowl Sink 	✓	✓	✓	✓	✓
	SNK2117 Lamona Cream Granite Composite 1.5 Bowl Undermount Sink ¹ 	✓*	✓*	✓*	✓*	✓*

Monobloc Taps

										
TAP1130 Lamona Chrome Garda Swan Neck Filter Monobloc Tap	TAP3521/31 Lamona Chrome/ Brushed Steel Effect Garda Swan Neck Monobloc Tap	TAP9157 Lamona Chrome Professional Style Monobloc Tap	TAP9103 Lamona Chrome Arona Monobloc Tap	TAP3582 Lamona Chrome Sorico Monobloc Tap	TAP4132 Lamona Chrome Orta Swan Neck Monobloc Tap	TAP3590 Lamona Chrome Lugano Monobloc Tap	TAP3585 Lamona Chrome Enza Monobloc Tap	TAP3630 Lamona Black & Chrome Swan Neck Monobloc Tap	TAP3541 Lamona Chrome Adra Swan Neck Monobloc Tap	TAP4822 Lamona Brushed Steel Effect Victorian Swan Neck Monobloc Tap






✓	✓	✓	✓	✓	✓	✓	✓	✓	✓	✓
✓	✓	✓	✓	✓	✓	✓	✓	✓	✓	✓
✓	✓	✓	✓	✓	✓	✓	✓	✓	✓	✓
✓*	✓*	✓*	✓*	✓*	✓*	✓*	✓*	✓*	✓*	✓*
✓	✓	✓	✓	✓	✓	✓	✓	✓	✓	✓

✓	✓	✓	✓	✓	✓	✓	✓	✓	✓	✓
✓	✓	✓	✓	✓	✓	✓	✓	✓	✓	✓
✓*	✓*	✓*	✓*	✓*	✓*	✓*	✓*	✓*	✓*	✓*
✓	✓	✓	✓	✓	✓	✓	✓	✓	✓	✓

✓	✓	✓	✓	✓	✓	✓	✓	✓	✓	✓
✓	✓	✓	✓	✓	✓	✓	✓	✓	✓	✓
✓	✓	✓	✓	✓	✓	✓	✓	✓	✓	✓
✓	✓	✓	✓	✓	✓	✓	✓	✓	✓	✓
✓	✓	✓	✓	✓	✓	✓	✓	✓	✓	✓
✓	✓	✓	✓	✓	✓	✓	✓	✓	✓	✓
✓	✓	✓	✓	✓	✓	✓	✓	✓	✓	✓
✓	✓	✓	✓	✓	✓	✓	✓	✓	✓	✓
✓*	✓*	✓*	✓*	✓*	✓*	✓*	✓*	✓*	✓*	✓*

Sink and Tap Matrix

The guide below can be used to check which taps are compatible with which sink.

			Monobloc Taps				
							
			TAP4802 Lamona Chrome Victorian Swan Neck Monobloc Tap	TAP3456 Lamona Chrome Rhone Swan Neck Monobloc Tap	TAP3407/97 Lamona Chrome/ Brushed Steel Effect Hi-Tech Monobloc Tap	TAP9003† Lamona Chrome Monobloc Tap	TAP3303 Lamona Chrome Effect Monobloc Tap
Stainless Steel Sinks	SNK6041 Lamona Round Bowl Sink with Drainer		✓	✓	✓	✓	✓
	SNK1421 Lamona Round Bowl Sink		✓	✓	✓	✓	✓
	SNK1441 Lamona Single Square Bowl Sink		✓	✓	✓	✓	✓
	SNK5821 Lamona Easton Undermount 1.5 Bowl Sink		✓*	✓*	✓*	✓*	✓*
	SNK4931 Lamona Easton Undermount Single Bowl Sink		✓	✓	✓	✓	✓
Ceramic Sinks	SNK0302 Lamona Ceramic 1.5 Bowl Sink		✓	✓	✓	✓	✓
	SNK1012 Lamona Ceramic Single Bowl Sink		✓	✓	✓	✓	✓
	SNK5631 Lamona Ceramic 1.5 Bowl Undermount Sink		✓*	✓*	✓*	✓*	✓*
	SNK1021 Lamona White Ceramic Belfast Sink		✓	✓	✓	✓	✓
Composite Sinks	SNK2157 Lamona Cream Granite Composite 1.5 Bowl Sink		✓	✓	✓	✓	✓
	SNK2107 Lamona Cream Granite Composite Single Bowl Sink		✓	✓	✓	✓	✓
	SNK2154 Lamona Black Granite Composite 1.5 Bowl Sink		✓	✓	✓	✓	✓
	SNK2104 Lamona Black Granite Composite Single Bowl Sink		✓	✓	✓	✓	✓
	SNK2158 Lamona Grey Granite Composite 1.5 Bowl Sink		✓	✓	✓	✓	✓
	SNK2108 Lamona Grey Granite Composite Single Bowl Sink		✓	✓	✓	✓	✓
	SNK2151 Lamona Black Standard Composite 1.5 Bowl Sink		✓	✓	✓	✓	✓
	SNK2101 Lamona Black Standard Composite Single Bowl Sink		✓	✓	✓	✓	✓
	SNK2117 Lamona Cream Granite Composite 1.5 Bowl Undermount Sink†		✓*	✓*	✓*	✓*	✓*

Bridge Tap



TAP4810
Lamona Chrome Victorian Bridge Tap

X
✓
✓
✓*
✓

Deck Mixer Taps




TAP9023 Lamona Chrome Lever Deck Mixer Tap
TAP2104 Lamona Chrome Deck Mixer Tap

X	X
✓	✓
✓	✓
✓*	✓*
✓	✓

Pillar Taps







TAP9050† Pegler Chrome Lever Pillar Tap
TAP9013 Lamona Chrome Lever Pillar Tap
TAP9030† Pegler Chrome Cross-Head Pillar Tap
TAP9005 Cross-Head Pillar Taps
TAP1118 Lamona Chrome Pillar Taps

X	X	X	X	X
✓	✓	✓	✓	✓
✓	✓	✓	✓	✓
X	X	X	X	X
✓	✓	✓	✓	✓

X
X
X
✓

X	X
X	X
X	X
✓	✓

X	X	X	X	X
X	X	X	X	X
X	X	X	X	X
X	X	X	X	X

X
X
X
X
X
X
X
X
X
✓*

X	X
X	X
X	X
X	X
X	X
X	X
X	X
X	X
X	X
✓*	✓*

X	X	X	X	X
X	X	X	X	X
X	X	X	X	X
X	X	X	X	X
X	X	X	X	X
X	X	X	X	X
X	X	X	X	X
X	X	X	X	X
X	X	X	X	X
X	X	X	X	X

Quick Reference Guide

Lamona Ovens

LAMONA



LAM3700 Lamona Touch Control Pyrolytic Oven
(page 08)



LAM3600 Lamona Single Multi-Function Oven
(page 08)



LMS3400 Lamona Single Fan Oven
(page 09)



LAM3501/LAM3502 Lamona Side Opening Single Fan Oven
(page 09)



LAM3402 Lamona White Single Fan Oven
(page 09)



LAM3403 Lamona Black Single Fan Oven
(page 10)



LAM3301 Lamona Single Fan Assisted Oven
(page 10)



LMS3200 Lamona Single Conventional Oven
(page 10)



LAM3205 Lamona White Single Conventional Oven
(page 11)



LAM3206 Lamona Black Single Conventional Oven
(page 11)



LAM3100 Lamona Single Conventional Compact Oven
(page 12)



LAM4601 Lamona Double Fan Oven
(page 12)



LMS4400 Lamona Built-Under Double Fan Oven
(page 12)

Lamona Microwave Ovens



LAM7000 Lamona Touch Control Combination Microwave
(page 13)



HJA7030 Lamona Wall Unit Microwave
(page 13)

Lamona Warming Drawer




LAM9000 Lamona Warming Drawer
(page 13)



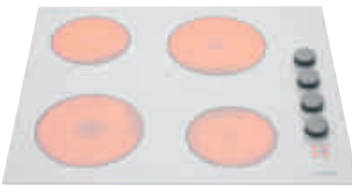
LAM1763 Lamona Front Touch Control Induction Hob (page 20)



LAM1741 Lamona Front Touch Control Ceramic Hob (page 20)



LMS1700 Lamona Side Control Black Ceramic Hob (page 20)



LAM1702/LAM1711 Lamona Side Control White Ceramic Hob (page 20)



LAM1742 Lamona Front Touch Control Ceramic Domino Hob (page 21)



LAM1211 Lamona Electric Hob (page 21)



LAM1210 Lamona Enamel Electric Hob (page 21)



LAM1213 Lamona Enamel Electric Hob (page 21)



LAM1214 Lamona Electric Domino Hob (page 22)



LAM1180 Lamona Professional 5 Burner Gas Hob (page 22)



LAM1160 Lamona Professional Gas Hob (page 22)



LAM1001 Lamona Gas Hob (page 22)



LAM1000 Lamona Enamel Gas Hob (page 23)



LAM1003 Lamona Enamel Gas Hob (page 23)



LAM1004 Lamona Gas Domino Hob (page 23)

Quick Reference Guide

Lamona Extractors

LAMONA



HJA2600 Lamona Angled Chimney Extractor (90cm)
(page 28)



LAM2591 Lamona Flat Glass Extractor (90cm)
(page 28)



LAM2571 Lamona Flat Glass Extractor (70cm)
(page 28)



LAM2563 Lamona Flat Glass Extractor (60cm)
(page 29)



LAM2564† Lamona White Flat Glass Extractor (60cm)
(page 29)



LAM2565† Lamona Black Flat Glass Extractor (60cm)
(page 29)



LAM2503 Lamona Curved Glass Extractor (90cm)
(page 30)



LAM2502 Lamona Curved Glass Extractor (60cm)
(page 30)



LAM2403 Lamona Stainless Steel Chimney Extractor (90cm)
(page 30)



LAM2543 Lamona Black Chimney Extractor (90cm)
(page 31)



LMS2400 Lamona Stainless Steel Standard Chimney Extractor (60cm)
(page 31)



LAM2401 Lamona Black Standard Chimney Extractor (60cm)
(page 31)



LAM2603 Lamona Stainless Steel and Glass Island Chimney Extractor
(page 32)



LAM2601 Lamona Stainless Steel Cylinder Island Chimney Extractor (35cm)
(page 32)



LAM2300 Lamona Shallow Canopy Extractor
(page 33)



HJA2180 Lamona Deluxe Conventional Extractor (60cm)
(page 34)



HJA2182 Lamona Conventional Extractor (60cm)
(page 34)

Quick Reference Guide

Lamona Refrigeration

LAMONA



HJA6132 Lamona
Built-Under Integrated Fridge
(page 40)



HJA6312 Lamona
Built-Under Integrated
Larder Fridge
(page 40)



LAM6400 Lamona
Built-Under Integrated Freezer
(page 41)



HJA6856 Lamona
Integrated 50/50
Frost Free Fridge Freezer
(page 43)



HJA6015 Lamona
Integrated 70/30
Frost Free Fridge Freezer
(page 43)



HJA6853 Lamona
Integrated 50/50 Fridge
Freezer
(page 44)



LAM6800 Lamona
Integrated 70/30
Fridge Freezer
(page 44)



LAM6700 Lamona
Integrated Full-Height
Larder Fridge
(page 45)



HJA6750 Lamona
Integrated Full-Height Freezer
(page 45)



LAM6911 Lamona
300mm Drinks Cooler
(page 46)



LAM6902 Lamona
150mm Drinks Cooler
(page 46)

Lamona Dishwashers



LAM8670 Lamona Eco Deluxe Fully
Integrated Dishwasher
(page 50)



LAM8652 Lamona Deluxe Fully
Integrated Dishwasher†
(page 50)



LAM8602 Lamona Fully
Integrated Dishwasher
(page 50)

Lamona Dishwashers



LAM8301 Lamona Slimline Fully
Integrated Dishwasher
(page 51)

Lamona Laundry



HJA8800 Lamona Integrated
Tumble Dryer
(page 55)

Quick Reference Guide

Microwave Oven



HJA7050 Integrated Microwave & Grill
(page 13)

Extractors



HJA2241 Integrated Turbo
Extractor (60cm)
(page 33)



HJA2231 Integrated
Extractor (60cm)
(page 33)

Refrigeration



HAP6734† Integrated
Tower Larder Fridge
(page 42)



HAP6657† Integrated
Tower Freezer
(page 42)

Laundry



HJA8511 1600rpm Integrated
Washing Machine
(page 54)



HJA8501 1400rpm Integrated
Washing Machine
(page 54)



HJA8702 1400rpm Integrated
Washer Dryer
(page 55)



HAP3331 Bosch Single Fan Oven
(page 16)



HAP3300 Bosch Standard Single Fan Oven
(page 16)



HAP4330 Bosch Double Fan Oven
(page 16)



HAP4500 Bosch Built-Under Double Fan Oven
(page 17)

Bosch Microwave Oven



HAP7010 Bosch Integrated Combination Microwave
(page 17)

Bosch Hobs




HAP1674 Bosch Front Touch Control Ceramic Hob
(page 24)



HAP1211 Bosch Standard Electric Hob
(page 24)



HAP1170 Bosch 5 Burner Gas Hob
(page 25)



HAP1160 Bosch Gas Hob
(page 25)



HAP1141 Bosch Standard Gas Hob
(page 25)

Bosch Extractor



HAP2412 Bosch Standard Chimney Extractor (60cm)
(page 35)

Quick Reference Guide

Bosch Refrigeration



HAP6023 Bosch Integrated 70/30 Fridge Freezer (page 46)



HAP6301 Bosch Built-Under Integrated Larder Fridge (page 47)



HAP6401 Bosch Built-Under Integrated Freezer (page 47)

Bosch Dishwasher



HAP8601 Bosch Fully Integrated Dishwasher (page 51)

Bosch Laundry



HAP8510 Bosch Integrated Washing Machine (page 56)



HAP8700 Bosch Integrated Washer Dryer (page 56)

Leisure Range Cookers



HAP5000 Leisure Stainless Steel Range Cooker (page 14)



HAP5001 Leisure Black Range Cooker (page 15)

The Kitchen Collection

Howdens offers a range of over 45 inspirational kitchens, complete with a range of accessories, worktops, sinks, taps and a wide variety of Lamona appliances exclusive to Howdens.

The Families

Six different door styles available in a choice of colours and finishes.

Tewkesbury Framed*

- Solid timber framed Shaker doors available in a choice of colours.

Tewkesbury*

- Solid timber Shaker doors available in a choice of colours and wood grain finishes.

Gloss Integrated Handle

- Gloss slab doors with an integrated linear pull handle.

Glendevon

- High gloss slab doors available in a selection of colours.

Burford

- Simple Shaker doors in a variety of matt, gloss or wood grain finishes. Matching joinery doors and mouldings are available in a Burford style to complete the look.

Greenwich

- Simple slab and Shaker doors in a variety of matt, gloss or wood grain finishes.



NEW Tewkesbury Framed White



NEW Tewkesbury Framed Stone



NEW Tewkesbury Framed Skye



Tewkesbury White



Tewkesbury Stone



Tewkesbury Skye



Tewkesbury Blue



Tewkesbury Light Oak



Tewkesbury Oak†

*Tewkesbury Framed White, Tewkesbury Framed Stone, Tewkesbury Framed Skye, Tewkesbury White, Tewkesbury Stone, Tewkesbury Skye and Tewkesbury Blue have a solid timber frame and a veneered centre panel.

†Subject to availability



Gloss White Integrated Handle



Gloss Cream Integrated Handle



Gloss Flint Grey Integrated Handle



Gloss Graphite Integrated Handle



NEW Hartwell Ivory



Glendevon White



Glendevon Cream



Glendevon Flint Grey



Glendevon Graphite



Burford Gloss White



Burford Gloss Cream



Burford Gloss Flint Grey†



Burford White



Burford Cream



Burford Grey



Burford Light Oak



Greenwich Gloss White



Greenwich Gloss Cream



Greenwich Gloss Stone



Greenwich Gloss Flint Grey



Greenwich Gloss Blue



Greenwich Gloss Navy



Greenwich Gloss Aubergine



Greenwich Gloss Graphite



Greenwich Gloss Black



Greenwich Shaker White



Greenwich Shaker Cream



Greenwich Shaker Grey



Greenwich Shaker Light Oak



Greenwich White Smooth



Greenwich Cream



Greenwich Stone



Greenwich Grey



Greenwich Beech†



Greenwich Light Oak

†Subject to availability



Lamona Black Single Fan Oven, Lamona Enamel Gas Hob and Lamona Black Standard Chimney Extractor



Lamona Single Fan Oven, Lamona Gas Hob and Lamona Stainless Steel Standard Chimney Extractor



Lamona Single Conventional Compact Oven and Lamona Electric Hob



Lamona White Single Conventional Oven, Lamona Enamel Electric Hob and Lamona Conventional Extractor



Lamona Single Conventional Oven, Lamona Gas Hob and Lamona Stainless Steel Standard Chimney Extractor



Lamona Single Fan Assisted Oven, Lamona Side Control Black Ceramic Hob and Lamona Stainless Steel Standard Chimney Extractor

For our complete selection of appliance packages, please refer to the Kitchen Price List



HOWDENS JOINERY CO. MAKING SPACE MORE VALUABLE

September 2014 ISSUE (XBR1012)

Howden Joinery Ltd, First Floor, 40 Portman Square, London, W1H 6LT.

Registered in England 526923

www.howdens.com



This brochure is printed on FSC® certified paper

Product information correct at the time of publication in September 2014. The company has a policy of continuous product development and reserves the right to change any products and specifications given in this brochure. Subject to the Terms and Conditions of Trading, a copy of the Howdens Joinery Terms and Conditions is available upon request. Photography is for illustration purposes only, some products may differ from those shown. The colours in this brochure are as accurate as printing processes allow. Many of the kitchens used in the photography of this brochure have been donated to local community projects.

Copyright © Howden Joinery Ltd. All rights reserved.